

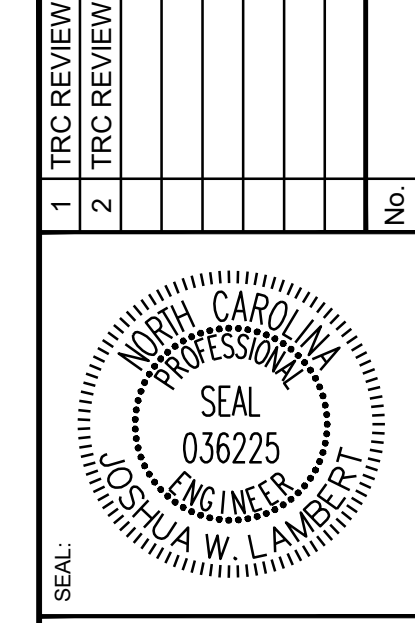
GENERAL NOTES:

1. ALL JURISDICTIONAL STREAMS AND WETLANDS DELINEATED BY SAGE ENVIRONMENTAL.
2. BOUNDARY AND TOPOGRAPHIC INFORMATION OBTAINED BY TAYLOR LAND CONSULTANTS.
3. CONTRACTOR SHALL VERIFY THE LOCATION OF ALL EXISTING UTILITIES AND SHALL BE RESPONSIBLE FOR ANY DAMAGE RESULTING FROM HIS ACTIVITIES. CALL UTILITY LOCATOR SERVICE AT LEAST 48 HOURS PRIOR TO DIGGING.

LEGEND:

- EXISTING PROPERTY LINE
- - - EXISTING ADJOINER PROPERTY LINE
- - - 1' CONTOUR
- - - 5' CONTOUR
- - - EXISTING STREAM
- - - EXISTING ROW LINE

NO.	REVISIONS	DATE	BY
1	TRC REVIEW RESPONSES	09-30-2021	
2	TRC REVIEW RESPONSES	12-23-2021	



STRONGROCK
ENGINEERING GROUP

STRONG ROCK ENGINEERING GROUP, PLLC | COMPANY LICENSE # P-2166
6801 FALLS OF NEUSE RD. SUITE 108 RALEIGH, NC 27615 | JOSH@STRONGROCKENGINEERING.COM

STRONG ROCK PROJECT	NOT FOR CONSTRUCTION	SCALE	DESIGNED BY	DRWN BY	CHECKED BY
	AS SHOWN		RLB	SRG	JWL

TRUE- ZEBULON-ARENDELL
TOWN OF ZEBULON, WAKE COUNTY, NORTH CAROLINA
CONSTRUCTION PLANS

EXISTING CONDITIONS PLAN

DRAWING SHEET
C-1.0

02 OF 16

JOHNNY W. & SUE J. SASSER
PIN: 2705-27-7110
D.B. 2520, PG. 567

WILLIAM LUTHER & JESSICA
PUSZYNSKI
PIN: 2705-27-5286
D.B. 17152, PG. 741

ERICA L. PARSONS
SHAWN BUTLER PARSONS
PIN: 2705-26-5997
D.B. 10698, PG. 557

GENERAL NOTES:

1. ALL CONSTRUCTION SHALL BE PER TOWN OF ZEBULON STANDARDS AND SPECIFICATIONS.
2. CONTRACTOR SHALL CONTACT ALL OWNERS OF EASEMENTS, RIGHT-OF-WAYS AND UTILITIES, PUBLIC OR PRIVATE BEFORE WORKING IN THESE AREAS.
3. PROTECT ALL PROPERTY MONUMENTS AND PINS. MONUMENTS AND PINS THAT WILL BE DISTURBED DURING CONSTRUCTION SHALL BE REFERENCED AND REPLACED BY A LICENSED LAND SURVEYOR AT THE COST OF THE CONTRACTOR.
4. CONTRACTOR SHALL MAINTAIN THE SITE IN SUCH A MANNER THAT WORKMEN AND THE PUBLIC WILL BE PROTECTED FROM INJURY AND ADJOINING PROPERTY PROTECTED FROM DAMAGE.
5. CONTRACTOR SHALL REMOVE ALL TRASH AND DEBRIS FROM THE SITE UPON COMPLETION OF THE PROJECT AND AT LEAST ONCE A WEEK DURING CONSTRUCTION.
6. CONTRACTOR IS RESPONSIBLE FOR DAMAGE TO ANY EXISTING ITEM AID/OR MATERIAL DUE TO CONSTRUCTION OPERATIONS. ALL STREET SURFACES, UTILITY POLES, CULVERTS, DITCHES, CURB AND GUTTER OR OTHER STRUCTURES THAT ME DISTURBED OR DAMAGED IN ANY MANNER AS A RESULT OF CONSTRUCTION SHALL BE REPLACED OR REPAIRED BY THE CONTRACTOR IN ACCORDANCE WITH THE APPROPRIATE SPECIFICATIONS.
7. ANY AND ALL QUANTITIES SHOWN OR IMPLIED ON THE PLANS ARE FOR ESTIMATION PURPOSES ONLY.
8. APPROVAL OF THIS PLAN IS NOT AN AUTHORIZATION TO GRADE ADJACENT PROPERTIES. WHEN FIELD CONDITIONS WARRANT OFFSITE GRADING, PERMISSION MUST BE OBTAINED FROM THE AFFECTED PROPERTY OWNERS.
9. ENTRY SIGNS SHALL BE LOCATED IN A DEDICATED EASEMENT.
10. ANY SPECIALITY STREET SIGNS INCLUDING POSTS SHALL BE SUBMITTED TO THE TOWN OF ZEBULON FOR REVIEW AND APPROVAL PRIOR TO INSTALLATION.
11. ALL PUBLIC AND PRIVATE EASEMENTS SHALL BE RECORDED AS PART OF THE FINAL PLAT OF THE SUBDIVISION. EASEMENTS BASED OF CENTER OF UTILITY OR PIPE SHALL BE PER AS-BUILT LOCATIONS.
12. AREAS OF PARENT PARCEL THAT ARE NOT SUBDIVIDED TO CREATE SINGLE FAMILY RESIDENTIAL LOTS ARE TO REMAIN AS ONE PARCEL TO BE OWNED AND MAINTAINED BY THE HOMEOWNERS ASSOCIATION OF THE NEIGHBORHOOD.
13. PRIOR TO FINAL PLAT, DEVELOPER SHALL SUBMIT A LIGHTING PLAN TO THE TOWN OF ZEBULON SHOWING LIGHT FIXTURE DETAILS AND PHOTOMETRICS.
14. PRIOR TO FINAL PLAT, DEVELOPER SHALL SUBMIT CUT SHEETS FOR PARK BENCHES, MAIL BOX KIOSK, AND PEDESTRIAN WAYFINDING.
15. ALL DWELLINGS WILL BE IN COMPLIANCE WITH REQUIREMENTS OF ARTICLE 4 OF UDO.

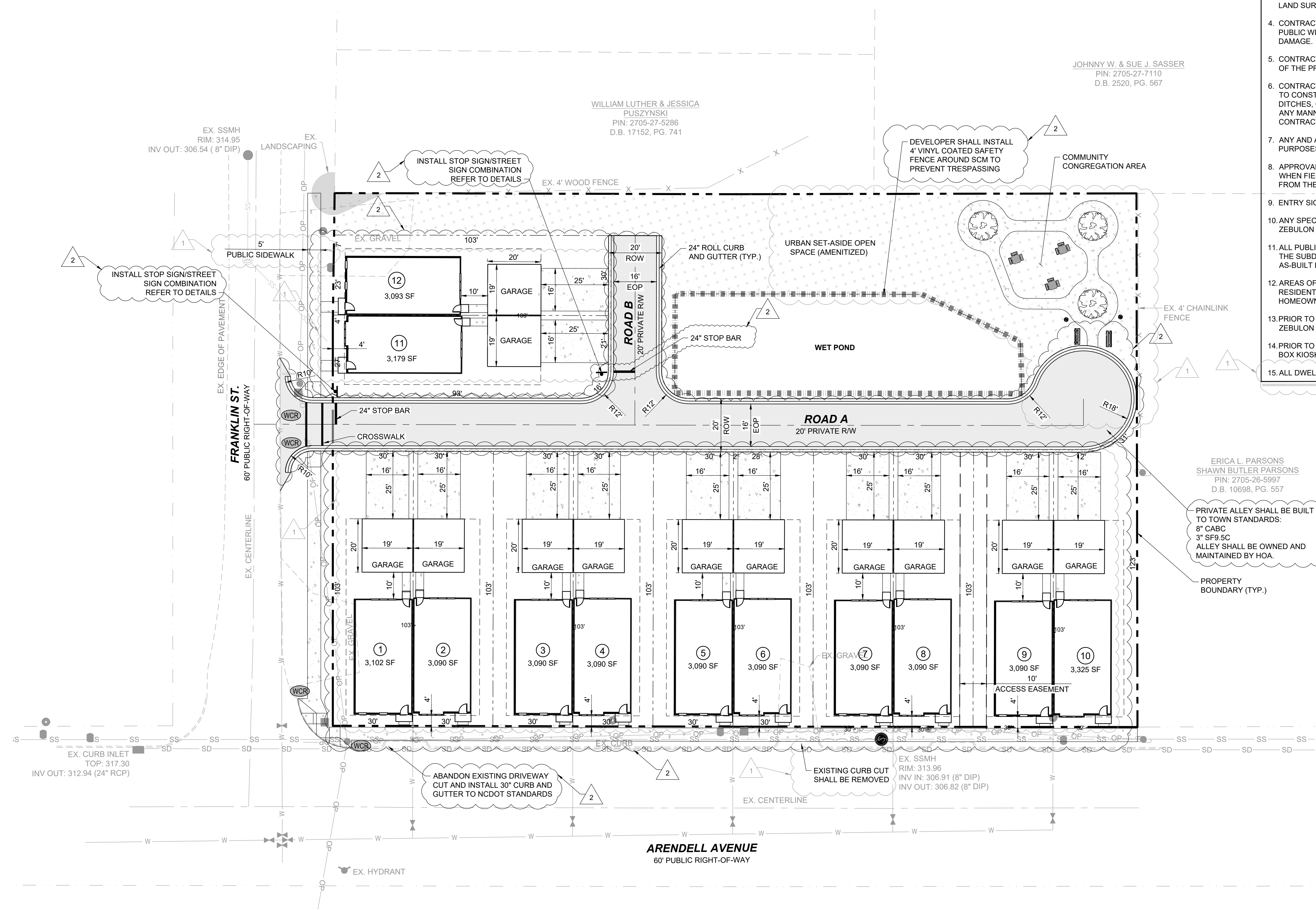
NO.	REVISIONS	DATE	BY
1	TRC REVIEW RESPONSES	09-30-2021	
2	TRC REVIEW RESPONSES	12-23-2021	

STRONGROCK
ENGINEERING GROUP
STRONG ROCK ENGINEERING GROUP, PLLC | COMPANY LICENSE # P-2166
6801 FALLS OF NEUSE RD., SUITE 108 RALEIGH, NC 27615 | JOSH@STRONGROCKENGINEERING.COM

STRONG ROCK PROJECT	NOT FOR CONSTRUCTION	SCALE	DESIGNED BY	DRAWN BY	CHECKED BY
		AS SHOWN	RLB	SRG	JWL

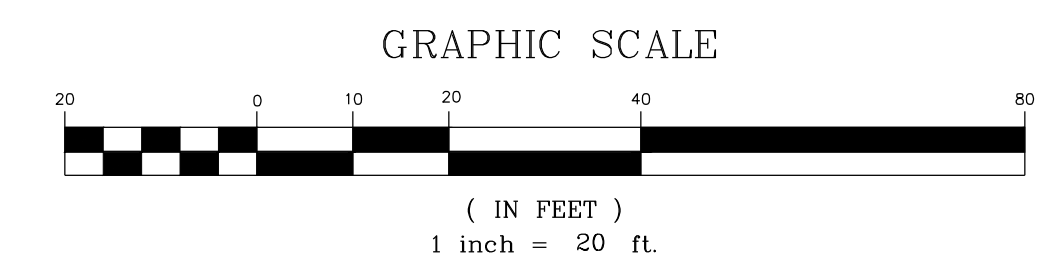
TRUE- ZEBULON-ARENDELL
TOWN OF ZEBULON, WAKE COUNTY, NORTH CAROLINA
CONSTRUCTION PLANS
SITE PLAN

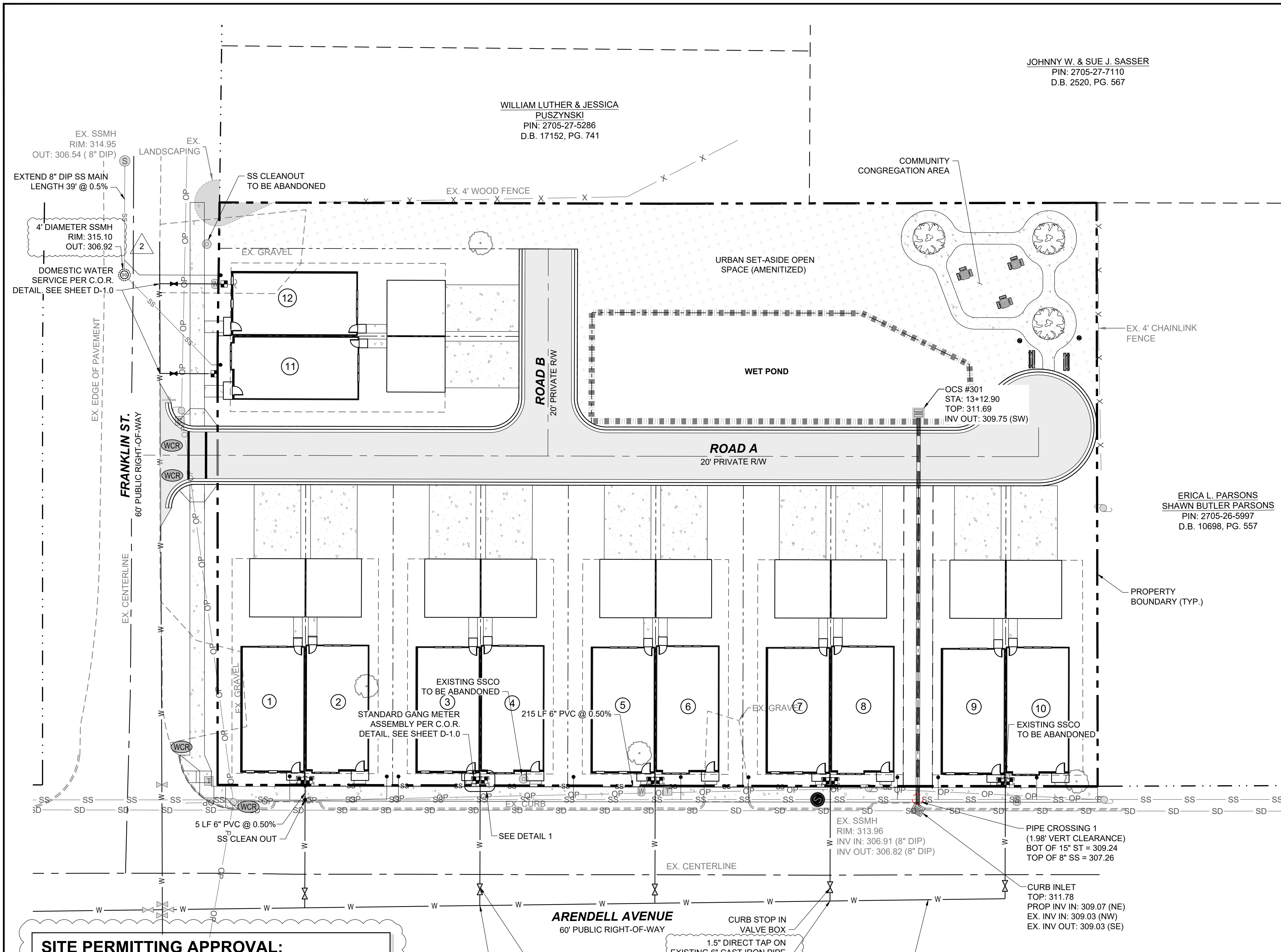
DRAWING SHEET
C-2.0
03 OF 16



LEGEND:

- EXISTING PROPERTY LINE
- ROADWAY CENTER LINE
- PROPOSED PROPERTY LINE
- STANDARD CURB & GUTTER
- ASPHALT PAVEMENT
- OPEN SPACE
- STREET LIGHT
- SIGN
- STOP BAR
- WHEELCHAIR RAMP





JOHNNY W. & SUE J. SASSER
PIN: 2705-27-7110
D.B. 2520, PG. 567

WILLIAM LUTHER & JESSICA
PUSZYNSKI
PIN: 2705-27-5286
D.B. 17152, PG. 741

ERICA L. PARSONS
SHAWN BUTLER PARSONS
PIN: 2705-26-5997
D.B. 10698, PG. 557

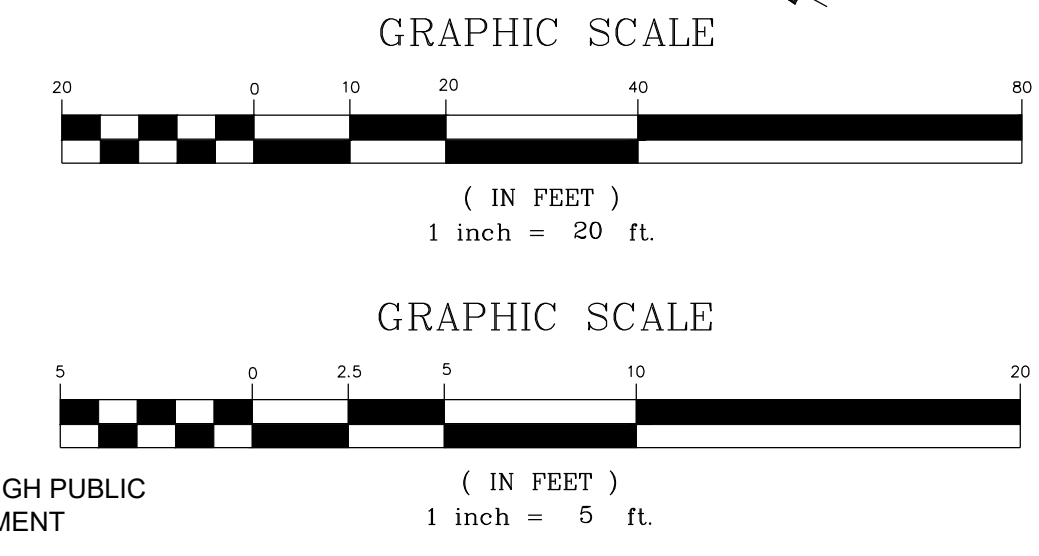
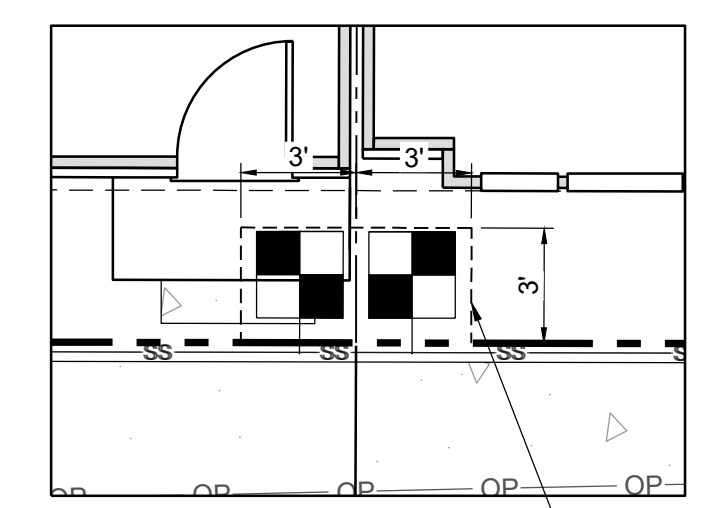
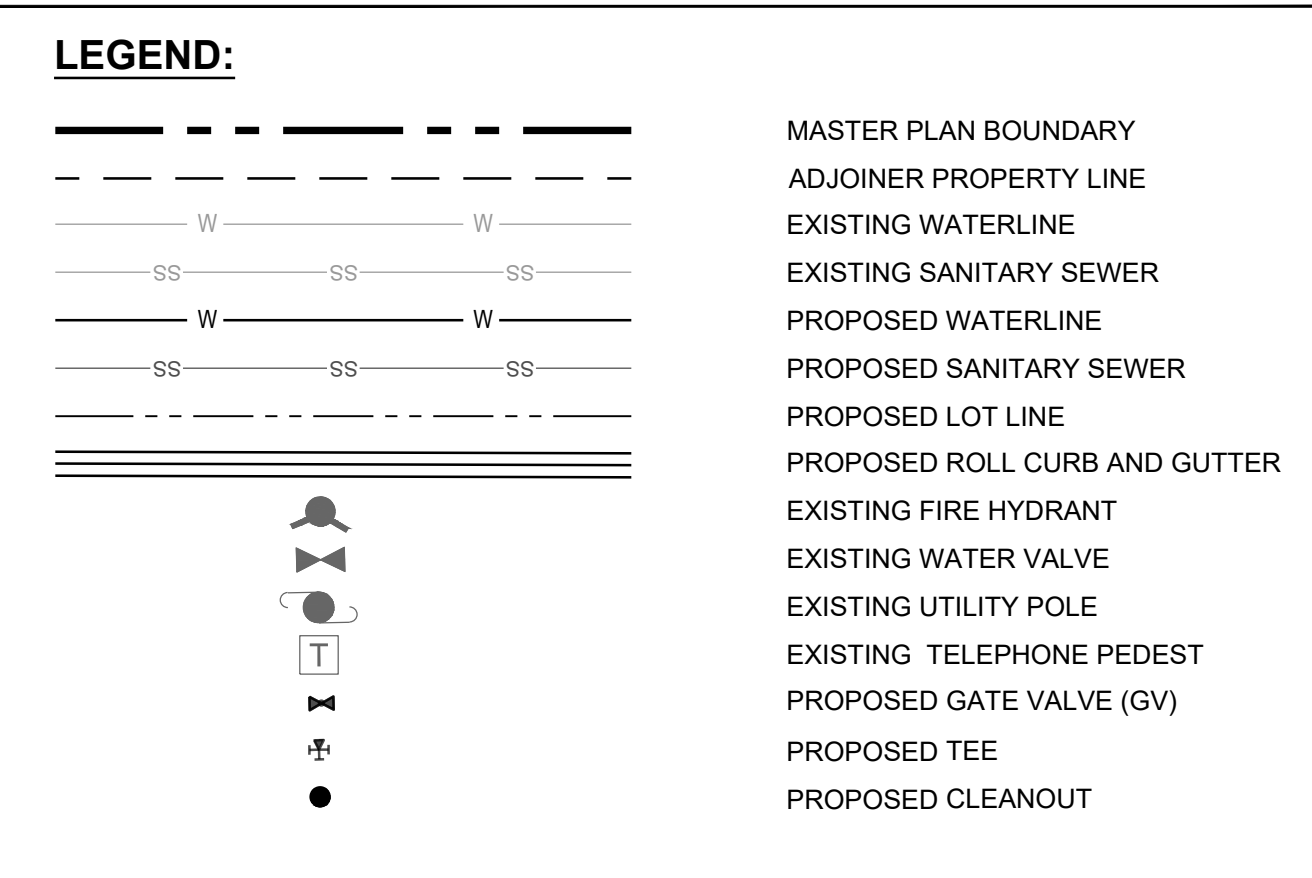
UTILITY NOTES:

- 1. ALL MATERIALS & CONSTRUCTION METHODS SHALL BE IN ACCORDANCE WITH CITY OF ZEBULON DESIGN STANDARDS, DETAILS & SPECIFICATIONS (REFERENCE: CORPUD HANDBOOK, CURRENT EDITION)
2. UTILITY SEPARATION REQUIREMENTS (TAKEN FROM CORPUD HANDBOOK, 2014 EDITION, SEWER DESIGN, MATERIAL, & CONSTRUCTION STANDARDS, SECTION 1, a. 15.):
A. A DISTANCE OF 100' SHALL BE MAINTAINED BETWEEN SANITARY SEWER & ANY PRIVATE OR PUBLIC WATER SUPPLY SOURCE...
B. WHEN INSTALLING WATER &/OR SEWER MAINS, THE HORIZONTAL SEPARATION BETWEEN UTILITIES SHALL BE 10'...
C. WHERE IT IS IMPOSSIBLE TO OBTAIN PROPER SEPARATION...
D. 5.0' MINIMUM HORIZONTAL SEPARATION IS REQUIRED BETWEEN ALL SANITARY SEWER & STORM SEWER FACILITIES...
E. MAINTAIN 18" MIN. VERTICAL SEPARATION AT ALL WATERMAIN & RCP STORM DRAIN CROSSINGS...
F. ALL OTHER UNDERGROUND UTILITIES SHALL CROSS WATER & SEWER FACILITIES WITH 18" MIN. VERTICAL SEPARATION REQUIRED.
3. ANY NECESSARY FIELD REVISIONS ARE SUBJECT TO REVIEW & APPROVAL OF AN AMENDED PLAN &/OR PROFILE BY THE CITY OF ZEBULON PUBLIC UTILITIES DEPARTMENT PRIOR TO CONSTRUCTION.
4. CONTRACTOR SHALL MAINTAIN CONTINUOUS WATER & SEWER SERVICE TO EXISTING RESIDENCES & BUSINESSES THROUGHOUT CONSTRUCTION OF PROJECT...
5. 3.0' MINIMUM COVER IS REQUIRED ON ALL WATER MAINS & SEWER FORCE MAINS...
6. IT IS THE DEVELOPER'S RESPONSIBILITY TO ABANDON OR REMOVE EXISTING WATER & SEWER SERVICES NOT BEING USED IN REDEVELOPMENT...
7. INSTALL 3/4" COPPER WATER SERVICES WITH METERS LOCATED AT ROW OR WITHIN A 2'X2' WATERLINE EASEMENT...
8. INSTALL 4" PVC SEWER SERVICES @ 1.0% MINIMUM GRADE WITH CLEANOUTS LOCATED AT ROW OR EASEMENT LINE...
9. PRESSURE REDUCING VALVES ARE REQUIRED ON ALL WATER SERVICES EXCEEDING 80 PSI...
10. A 3-PARTY ENCROACHMENT AGREEMENT BETWEEN THE NCDOT, THE CITY OF ZEBULON PUBLIC UTILITIES, AND THE DEVELOPER MAY BE NEEDED...
11. PROPOSED PRIVATE UTILITIES (POWER, TELEPHONE, NATURAL GAS, CABLE TV) ARE NOT SHOWN ON THIS PLAN...
12. CONTRACTOR SHALL LOCATE ALL UNDERGROUND UTILITIES PRIOR TO ANY LAND DISTURBANCE ACTIVITIES...
13. CONTRACTOR SHALL ADJUST ALL CLEANOUTS, VALVE BOXES, MANHOLES, ETC. TO THE FINISHED GRADES ESTABLISHED BY THE PROJECT.
14. ALL UNDERGROUND ELECTRICAL CONDUITS SHALL HAVE A MINIMUM COVER OF 36"...
15. MAXIMUM SPACING FOR SANITARY SEWER CLEANOUTS IS 75 FEET...
16. INVERT AT CLEANOUT IS INVERT ELEVATION AT THE CONNECTION OF THE HORIZONTAL BEND.
17. A 3-FOOT CLEAR SPACE SHALL BE MAINTAINED AROUND THE CIRCUMFERENCE OF FIRE HYDRANTS.
18. CONTRACTOR SHALL PROVIDE PROPER NOTIFICATION TO AUTHORITIES HAVING JURISDICTION...
19. THRUST RESTRAINT SHALL BE IN ACCORDANCE WITH CITY OF ZEBULON STANDARD SPECIFICATIONS.
20. WATER LINE TESTING AND STERILIZATION SHALL BE IN ACCORDANCE WITH CITY OF ZEBULON STANDARD SPECIFICATIONS.
21. ALL NEW MANHOLES SHALL BE ECCENTRIC UNLESS OTHERWISE NOTED.
22. ALL WATER AND SEWER SERVICE CONNECTIONS SHALL BE INSTALLED BY A LICENSED PLUMBER.

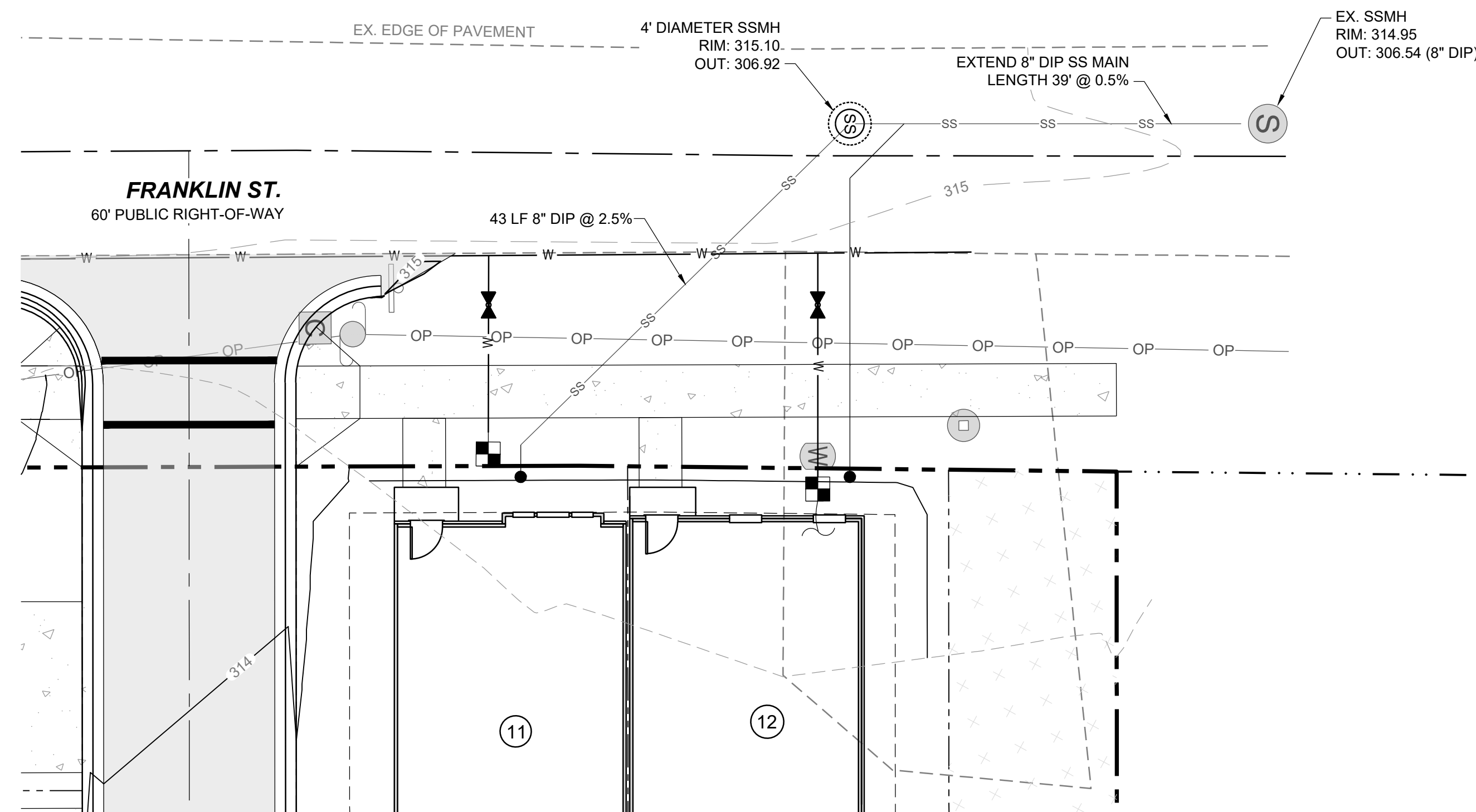
SITE PERMITTING APPROVAL:

WATER AND SEWER PERMITS (IF APPLICABLE)
CITY OF RALEIGH PUBLIC UTILITIES DEPARTMENT CONSENTS TO THE CONNECTION AND EXTENSION OF THE CITY'S PUBLIC SEWER SYSTEM AS SHOWN ON THIS PLAN...
CITY OF RALEIGH PUBLIC UTILITIES DEPARTMENT PUBLIC UTILITIES DEPARTMENT PERMIT # S-3936
CITY OF RALEIGH PUBLIC UTILITIES DEPARTMENT CONSENTS TO THE CONNECTION AND EXTENSION OF THE CITY'S PUBLIC WATER SYSTEM AS SHOWN ON THIS PLAN...
CITY OF RALEIGH PUBLIC UTILITIES DEPARTMENT - PLANS AUTHORIZED FOR CONSTRUCTION
ELECTRONIC APPROVAL: THIS APPROVAL IS BEING ISSUED ELECTRONICALLY...
CITY OF RALEIGH PUBLIC UTILITIES DEPARTMENT DEVELOPMENT APPROVAL
CITY OF RALEIGH PUBLIC UTILITIES DEPARTMENT WATER REVIEW OFFICER

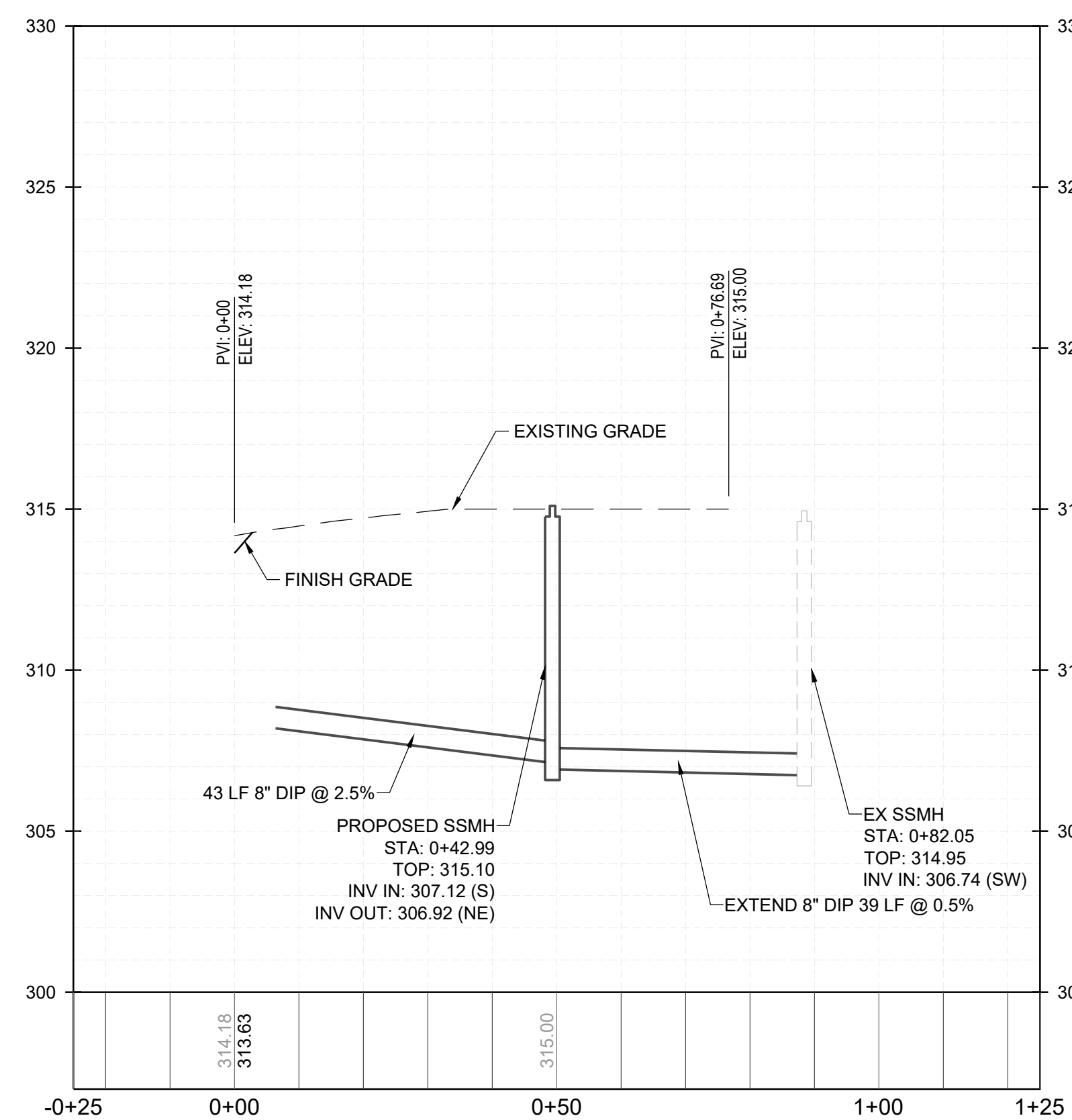
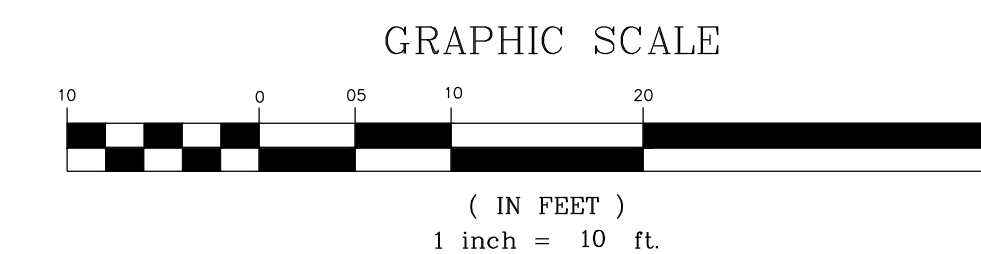
NOTE:
WHERE PROPOSED SS PASSES OVER WATER AND STORM, SS MUST BE DUCTILE IRON WITH CONCRETE COLLAR, REFER TO DETAIL S-49.
MAINTAIN 5' SEPARATION BETWEEN UTILITY SERVICE LINES AND TREE'S DRIFLINE.



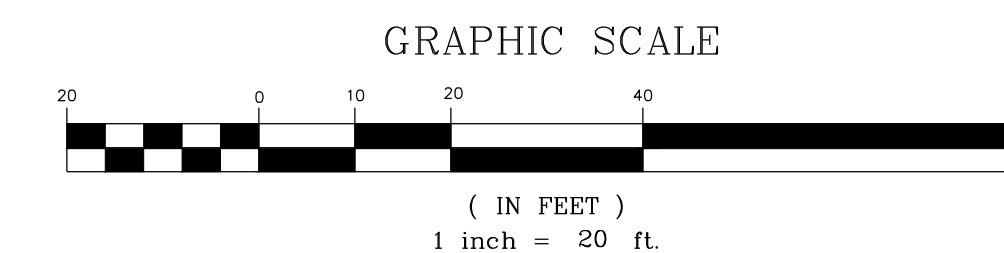
STRONGROCK ENGINEERING GROUP
STRONG ROCK ENGINEERING GROUP, PLLC COMPANY LICENSE # P-2166
6801 FALLS OF NEUSE RD., SUITE 108 RALEIGH, NC 27615 | JOSH@STRONGROCKENGINEERING.COM
DRAWING SHEET C-3.0 04 OF 16



OFF-SITE SANITARY SEWER - PLAN
HORIZONTAL: 1" = 10'



OFF-SITE SANITARY SEWER - PROFILE
VERTICAL: 1" = 5'
HORIZONTAL: 1" = 20'



SITE PERMITTING APPROVAL:

WATER AND SEWER PERMITS (IF APPLICABLE)

CITY OF RALEIGH PUBLIC UTILITIES DEPARTMENT CONSENTS TO THE CONNECTION AND EXTENSION OF THE CITY'S PUBLIC SEWER SYSTEM AS SHOWN ON THIS PLAN. THE MATERIAL AND CONSTRUCTION METHODS USED FOR THIS PROJECT SHALL CONFORM TO THE STANDARDS AND SPECIFICATIONS OF THE CITY'S PUBLIC UTILITIES HANDBOOK.

CITY OF RALEIGH PUBLIC UTILITIES DEPARTMENT PUBLIC UTILITIES DEPARTMENT PERMIT # S-3938

CITY OF RALEIGH PUBLIC UTILITIES DEPARTMENT CONSENTS TO THE CONNECTION AND EXTENSION OF THE CITY'S PUBLIC WATER SYSTEM AS SHOWN ON THIS PLAN. THE MATERIAL AND CONSTRUCTION METHODS USED FOR THIS PROJECT SHALL CONFORM TO THE STANDARDS AND SPECIFICATIONS OF THE CITY'S PUBLIC UTILITIES HANDBOOK. CITY OF RALEIGH PUBLIC UTILITIES DEPARTMENT PUBLIC UTILITIES DEPARTMENT PERMIT # N/A


CITY OF RALEIGH PUBLIC UTILITIES DEPARTMENT - PLANS AUTHORIZED FOR CONSTRUCTION

ELECTRONIC APPROVAL: THIS APPROVAL IS BEING ISSUED ELECTRONICALLY. THIS APPROVAL IS VALID ONLY UPON THE SIGNATURE OF A TOWN OF ZEBULON REVIEW OFFICER BELOW. THE CITY WILL RETAIN A COPY OF THE APPROVED PLANS. ANY WORK AUTHORIZED BY THIS APPROVAL MUST PROCEED IN ACCORDANCE WITH THE PLANS KEPT ON FILE WITH THE CITY. THIS ELECTRONIC APPROVAL MAY NOT BE EDITED ONCE ISSUED. ANY MODIFICATION TO THIS APPROVAL ONCE ISSUED WILL INVALIDATE THIS APPROVAL.

CITY OF RALEIGH PUBLIC UTILITIES DEPARTMENT DEVELOPMENT APPROVAL

CITY OF RALEIGH PUBLIC UTILITIES DEPARTMENT WATER REVIEW OFFICER

NO.	REVISIONS	DATE	BY
1	TRC REVIEW RESPONSES	09-30-2021	
2	TRC REVIEW RESPONSES	12-23-2021	



STRONGROCK
ENGINEERING GROUP
STRONG ROCK ENGINEERING GROUP, PLLC | COMPANY LICENSE # P-2166
6801 FALLS OF NEUSE RD., SUITE 108 RALEIGH, NC 27615 | JOSH@STRONGROCKENGINEERING.COM

STRONG ROCK PROJECT	NOT FOR CONSTRUCTION	SCALE AS SHOWN	DESIGNED BY	DRWN BY	CHECKED BY
			RLB	SRG	JWL

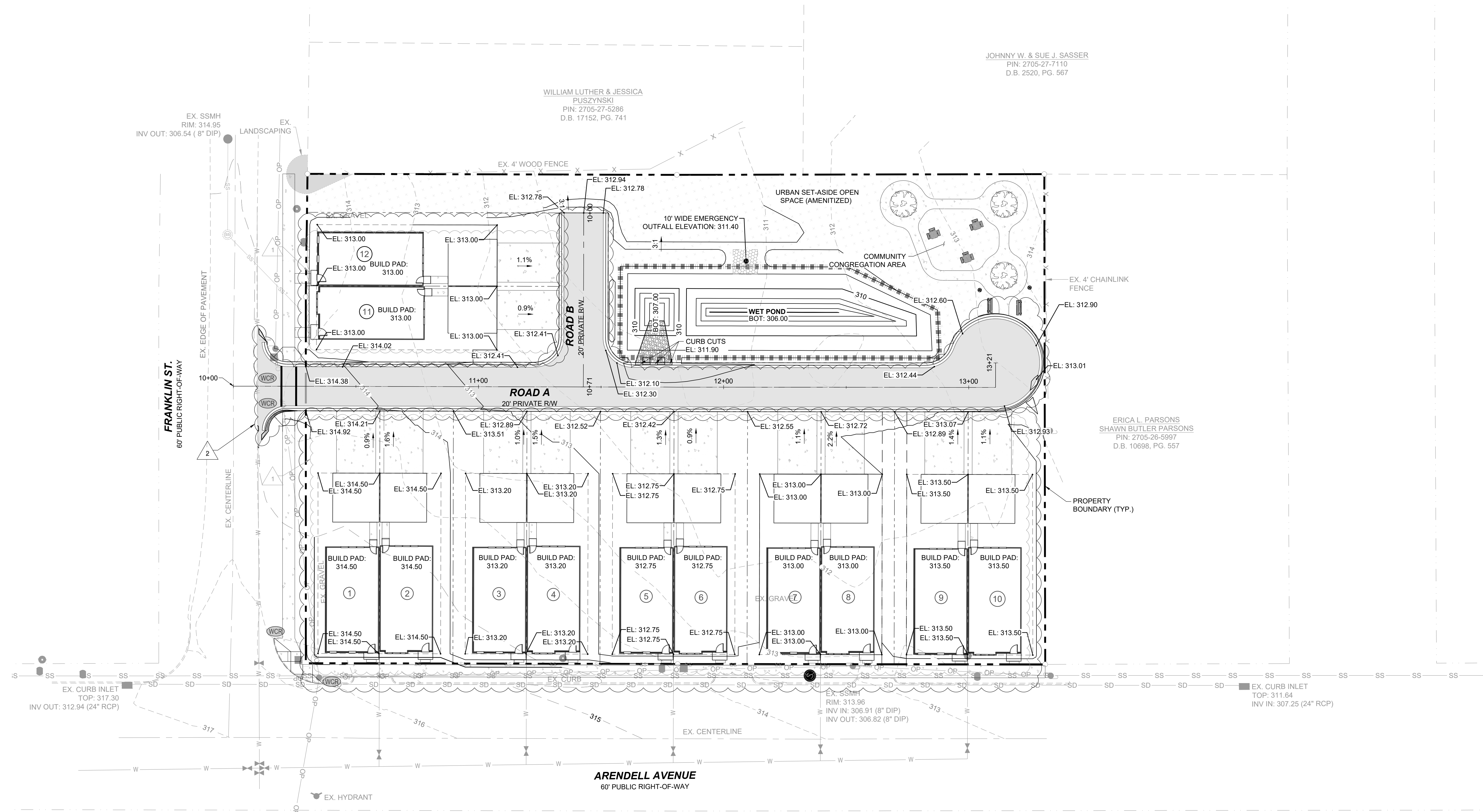
TRUE- ZEBULON-ARENDELL
TOWN OF ZEBULON, WAKE COUNTY, NORTH CAROLINA
CONSTRUCTION PLANS
OFF-SITE SANITARY SEWER
PLAN & PROFILE

DRAWING SHEET
C-4.0

JOHNNY W. & SUE J. SASSER
 PIN: 2705-27-7110
 D.B. 2520, PG. 567

WILLIAM LUTHER & JESSICA
 PUSZYNSKI
 PIN: 2705-27-5286
 D.B. 17152, PG. 741

ERICA L. PARSONS
 SHAWN BUTLER PARSONS
 PIN: 2705-26-5997
 D.B. 10698, PG. 557

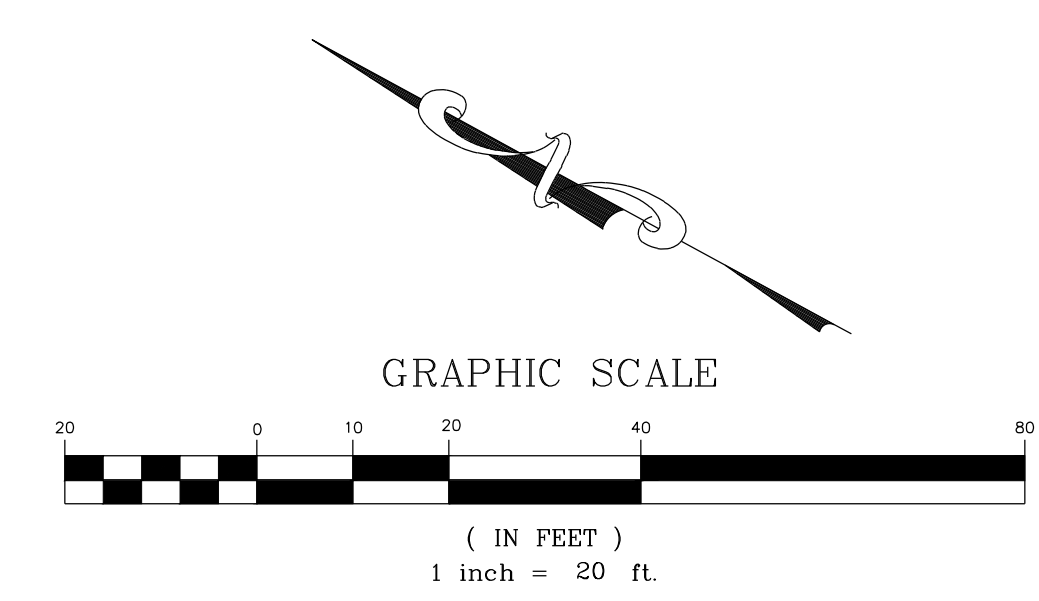


LEGEND:


	MASTER PLAN BOUNDARY
	ADJOINER PROPERTY LINE
	EXISTING WATERLINE
	EXISTING SANITARY SEWER
	PROPOSED LOT LINE
	PROPOSED ROLL CURB AND GUTTER
	EXISTING MAYOR CONTOUR
	EXISTING MINOR CONTOUR
	PROPOSED MAYOR CONTOUR
	PROPOSED MINOR CONTOUR
	EXISTING FIRE HYDRANT
	EXISTING WATER VALVE
	EXISTING UTILITY POLE
	EXISTING TELEPHONE PEDEST

GRADING NOTES:

- ALL CONSTRUCTION SHALL BE IN ACCORDANCE WITH TOWN OF ZEBULON, CITY OF ZEBULON, NCDOT, AND/OR WAKE COUNTY STANDARDS AS APPLICABLE.
- CONTRACTOR SHALL COORDINATE ALL GRADING OPERATIONS WITH THE OWNERS GEOTECHNICAL ENGINEER.



NO.	REVISIONS	DATE	BY
1	TRC REVIEW RESPONSES	09-30-2021	
2	TRC REVIEW RESPONSES	12-23-2021	



STRONGROCK
 ENGINEERING GROUP
 STRONG ROCK ENGINEERING GROUP, PLLC / COMPANY LICENSE # P-2166
 6801 FALLS OF NEUSE RD., SUITE 108 RALEIGH, NC 27615 | JOSH@STRONGROCKENGINEERING.COM

STRONG ROCK PROJECT	NOT FOR CONSTRUCTION	SCALE AS SHOWN	DESIGNED BY	DRAWN BY	CHECKED BY

TRUE- ZEBULON-ARENDELL
 TOWN OF ZEBULON, WAKE COUNTY, NORTH CAROLINA
 CONSTRUCTION PLANS
GRADING PLAN

DRAWING SHEET
C-5.0
 06 OF 16

JOHNNY W. & SUE J. SASSER
 PIN: 2705-27-7110
 D.B. 2520, PG. 567

WILLIAM LUTHER & JESSICA
 PUSZYNSKI
 PIN: 2705-27-5286
 D.B. 17152, PG. 741

LEGEND:

- EXISTING PROPERTY LINE
- - - ROADWAY CENTER LINE
- · - · - PROPOSED PROPERTY LINE
- ===== STANDARD ROLL CURB & GUTTER
- PROPOSED STORM DRAIN LINE

DRAINAGE NOTES:

1. CONTRACTOR SHALL MAINTAIN POSITIVE SLOPE AND OUTFALL OF ANY FOUNDATION DRAIN SYSTEMS.
2. ALL STORM DRAIN HOODS, MANHOLE COVERS AND GRATES ARE TO BE LABELED "NO DUMPING DRAINS TO STREAM".

SITE PERMITTING APPROVAL:

WATER AND SEWER PERMITS (IF APPLICABLE)

CITY OF RALEIGH PUBLIC UTILITIES DEPARTMENT CONSENTS TO THE CONNECTION AND EXTENSION OF THE CITY'S PUBLIC SEWER SYSTEM AS SHOWN ON THIS PLAN. THE MATERIAL AND CONSTRUCTION METHODS USED FOR THIS PROJECT SHALL CONFORM TO THE STANDARDS AND SPECIFICATIONS OF THE CITY'S PUBLIC UTILITIES HANDBOOK.

CITY OF RALEIGH PUBLIC UTILITIES DEPARTMENT PUBLIC UTILITIES DEPARTMENT PERMIT # S-3936

CITY OF RALEIGH PUBLIC UTILITIES DEPARTMENT CONSENTS TO THE CONNECTION AND EXTENSION OF THE CITY'S PUBLIC WATER SYSTEM AS SHOWN ON THIS PLAN. THE MATERIAL AND CONSTRUCTION METHODS USED FOR THIS PROJECT SHALL CONFORM TO THE STANDARDS AND SPECIFICATIONS OF THE CITY'S PUBLIC UTILITIES HANDBOOK. CITY OF RALEIGH PUBLIC UTILITIES DEPARTMENT PUBLIC UTILITIES DEPARTMENT PERMIT # N/A


CITY OF RALEIGH PUBLIC UTILITIES DEPARTMENT - PLANS AUTHORIZED FOR CONSTRUCTION

ELECTRONIC APPROVAL: THIS APPROVAL IS BEING ISSUED ELECTRONICALLY. THIS APPROVAL IS VALID ONLY UPON THE SIGNATURE OF A TOWN OF ZEBUL REVIEW OFFICER BELOW. THE CITY WILL RETAIN A COPY OF THE APPROVED PLANS. ANY WORK AUTHORIZED BY THIS APPROVAL MUST PROCEED IN ACCORDANCE WITH THE PLANS KEPT ON FILE WITH THE CITY. THIS ELECTRONIC APPROVAL MAY NOT BE EDITED ONCE ISSUED. ANY MODIFICATION TO THIS APPROVAL ONCE ISSUED WILL INVALIDATE THIS APPROVAL.

CITY OF RALEIGH PUBLIC UTILITIES DEPARTMENT DEVELOPMENT APPROVAL

CITY OF RALEIGH PUBLIC UTILITIES DEPARTMENT WATER REVIEW OFFICER

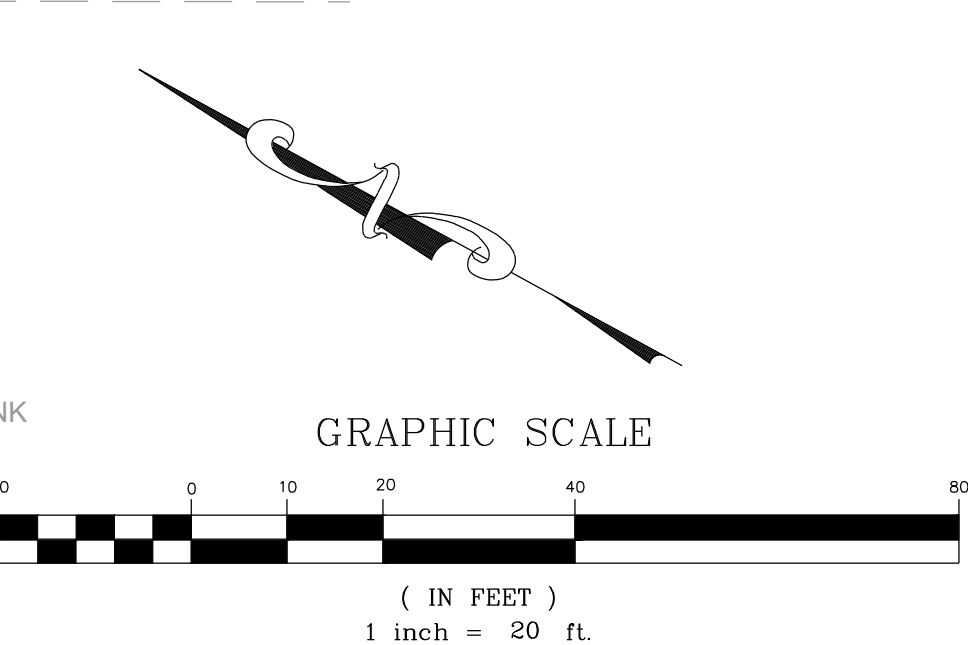
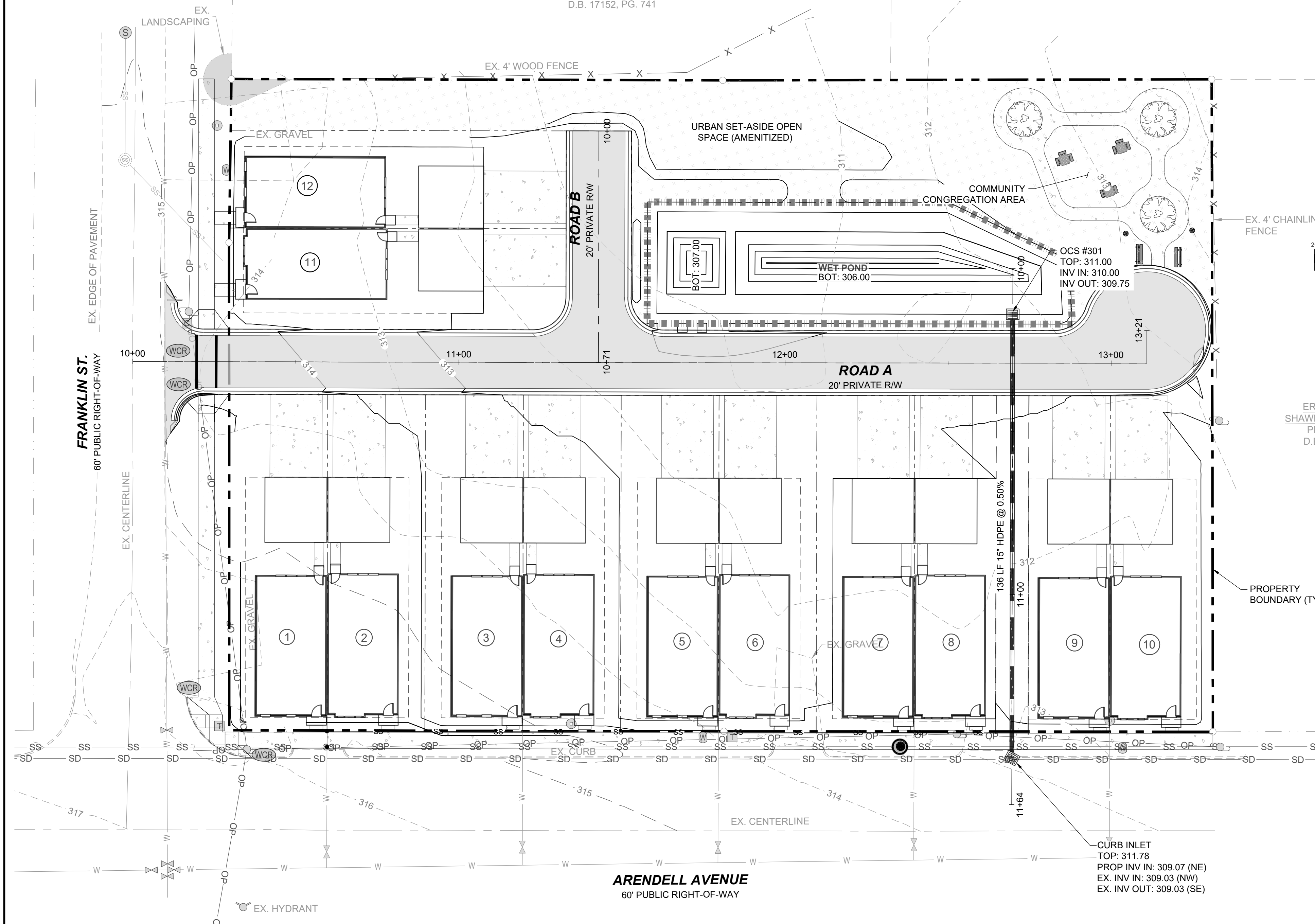
NO.	REVISIONS	DATE	BY
1	TRC REVIEW RESPONSES	09-30-2021	
2	TRC REVIEW RESPONSES	12-23-2021	



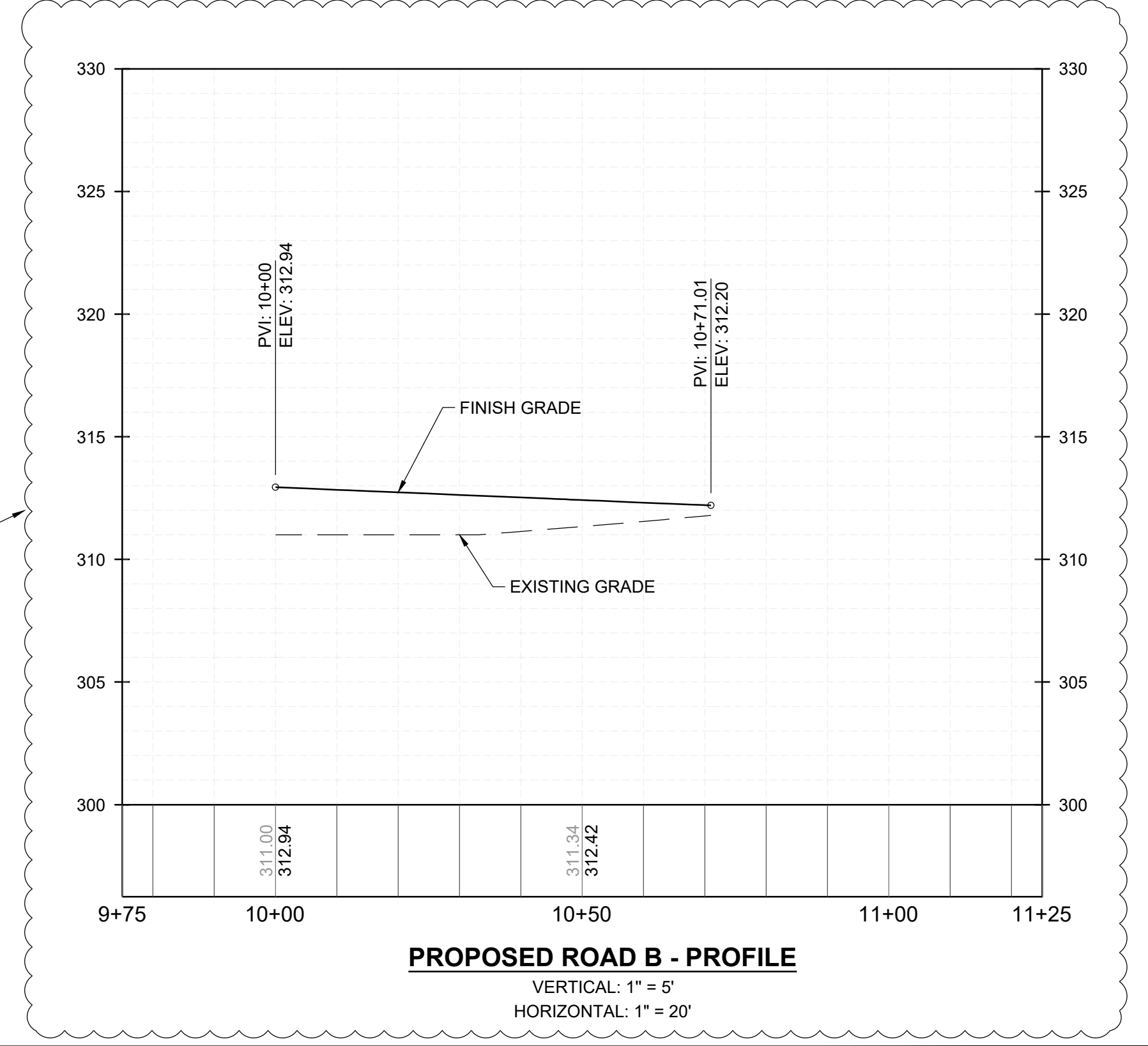
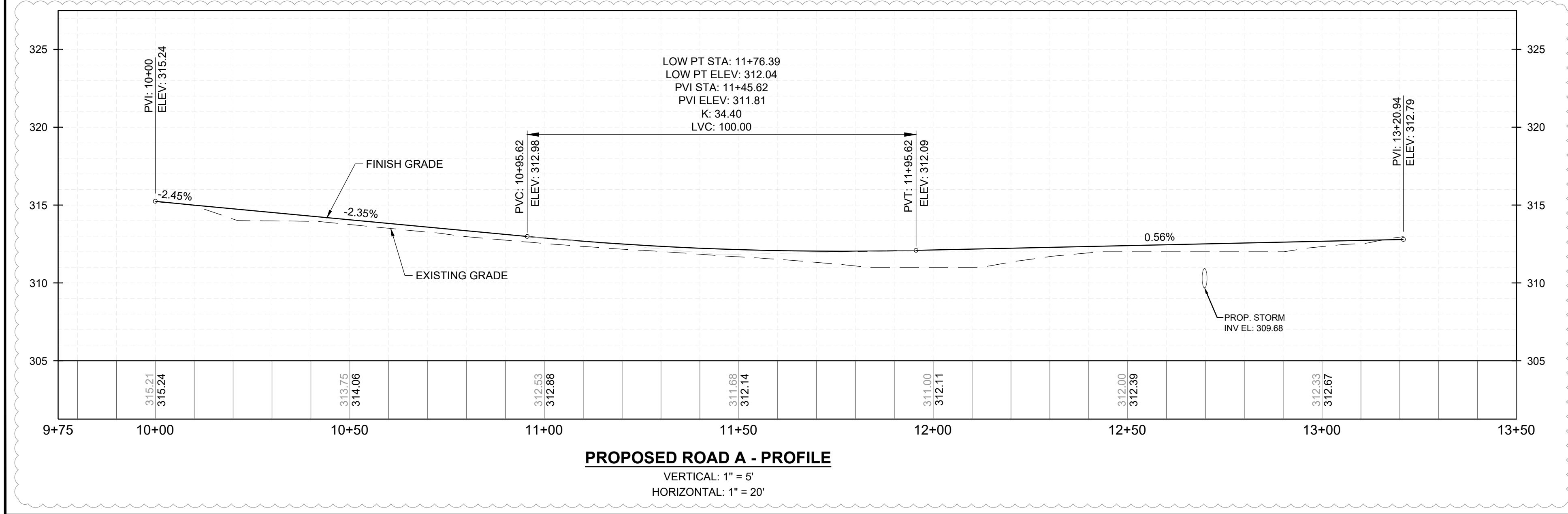
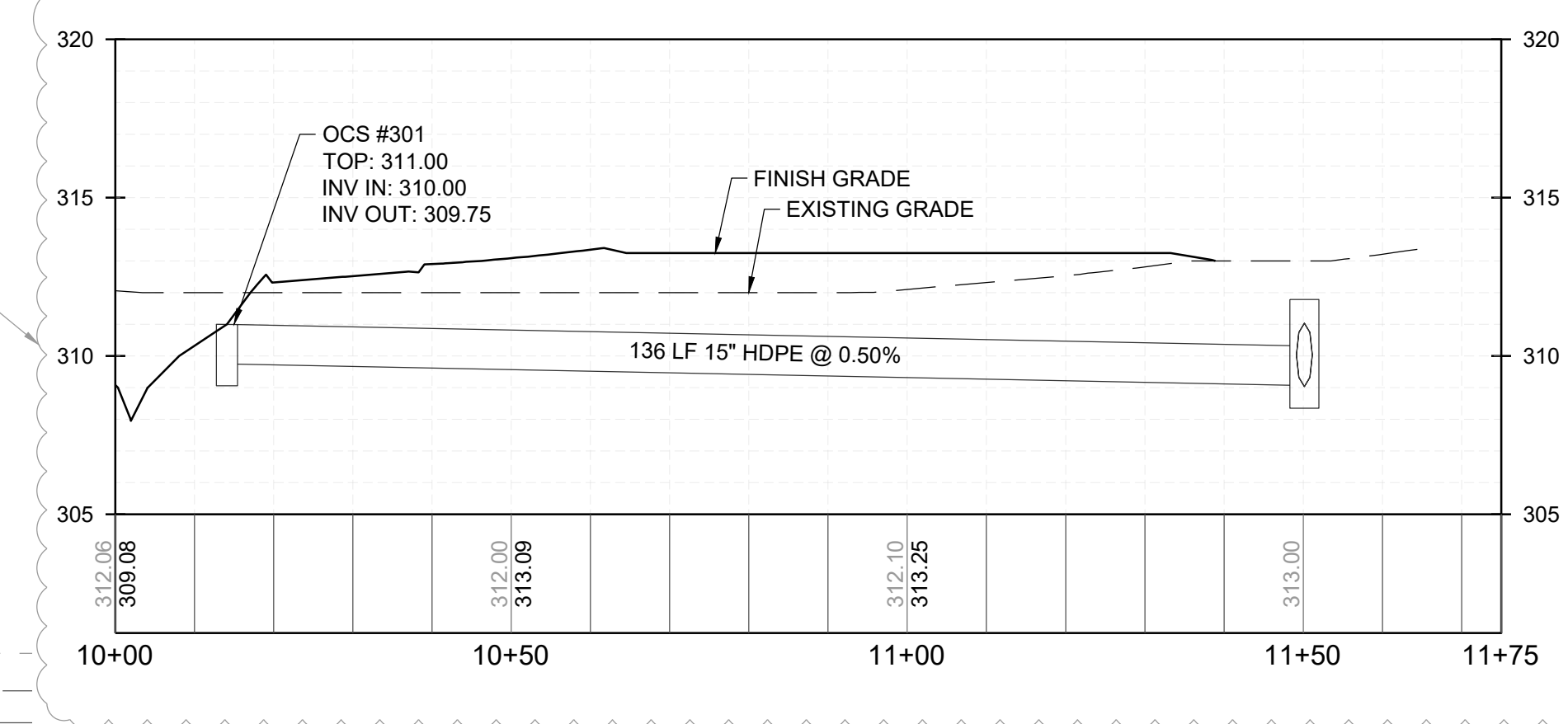
STRONGROCK
 ENGINEERING GROUP
 STRONG ROCK ENGINEERING GROUP, PLLC | COMPANY LICENSE # P-2166
 6801 FALLS OF NEUSE RD. SUITE 108 RALEIGH, NC 27615 | JOSH@STRONGROCKENGINEERING.COM

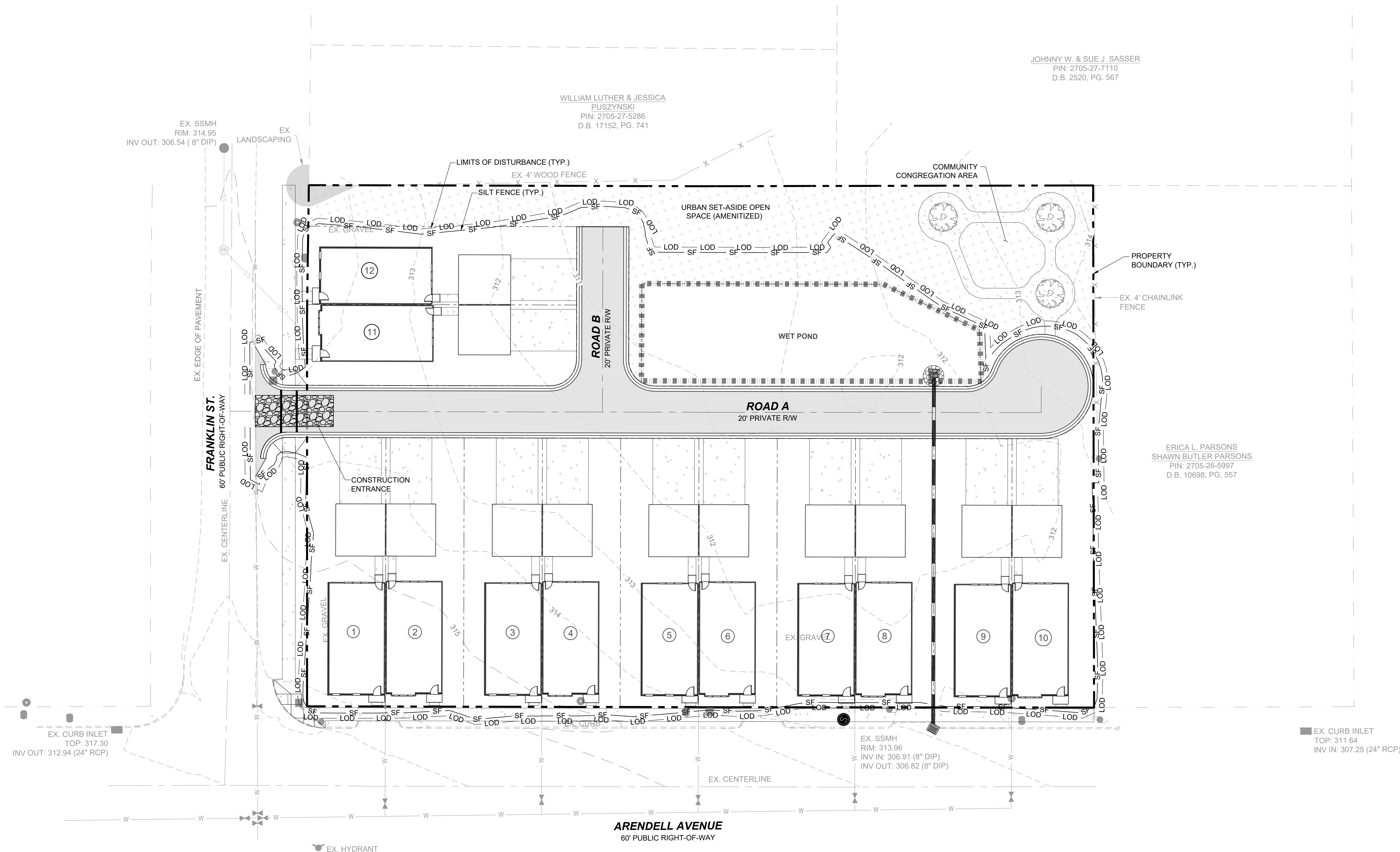
STRONG ROCK PROJECT	NOT FOR CONSTRUCTION	SCALE	AS SHOWN	RUB	SRG	JWL

TRUE-ZEBULON-ARENDELL
 TOWN OF ZEBULON, WAKE COUNTY, NORTH CAROLINA
 CONSTRUCTION PLANS
STORMWATER PLAN



ERICA L. PARSONS
 SHAWN BUTLER PARSONS
 PIN: 2705-26-5997
 D.B. 10698, PG. 557





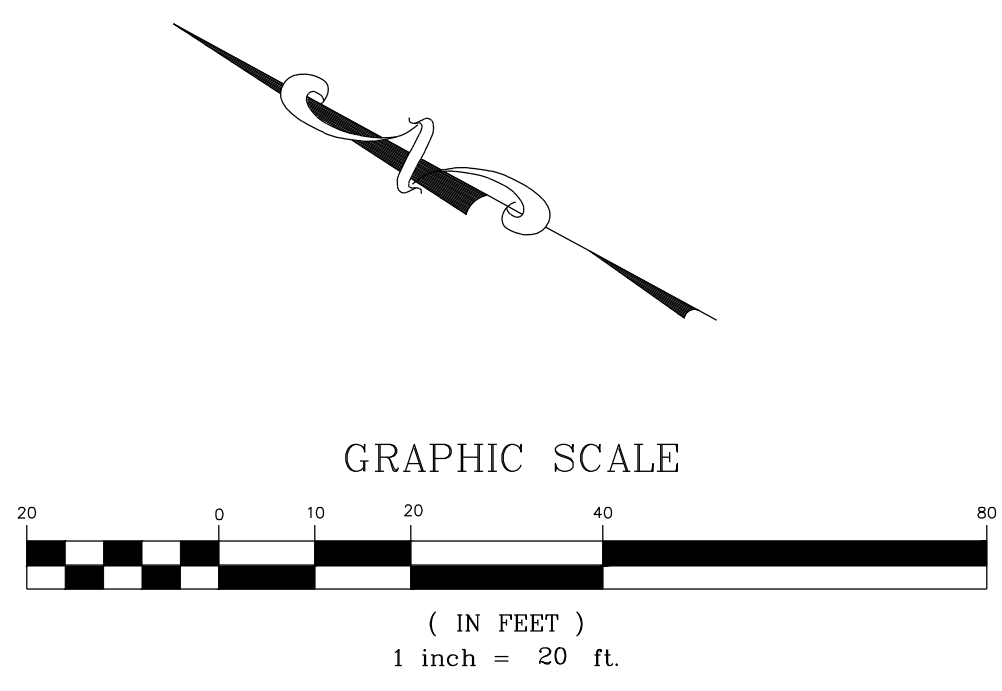
JOHNNY W. & SUE J. SASSER
PIN: 2705-27-7110
D.B. 2520, PG. 567

WILLIAM LUTHER & JESSICA
PUSZYNSKI
PIN: 2705-27-5286
D.B. 17152, PG. 741


ERICA L. PARSONS
SHAWN BUTLER PARSONS
PIN: 2705-26-5997
D.B. 10698, PG. 557

LEGEND:

- EXISTING PROPERTY LINE
- LIMITS OF DISTURBANCE
- SILT FENCE
- CONSTRUCTION ENTRANCE
- INLET PROTECTION



NO.	REVISIONS	DATE	BY
1	TRC REVIEW RESPONSES	09-30-2021	
2	TRC REVIEW RESPONSES	12-23-2021	



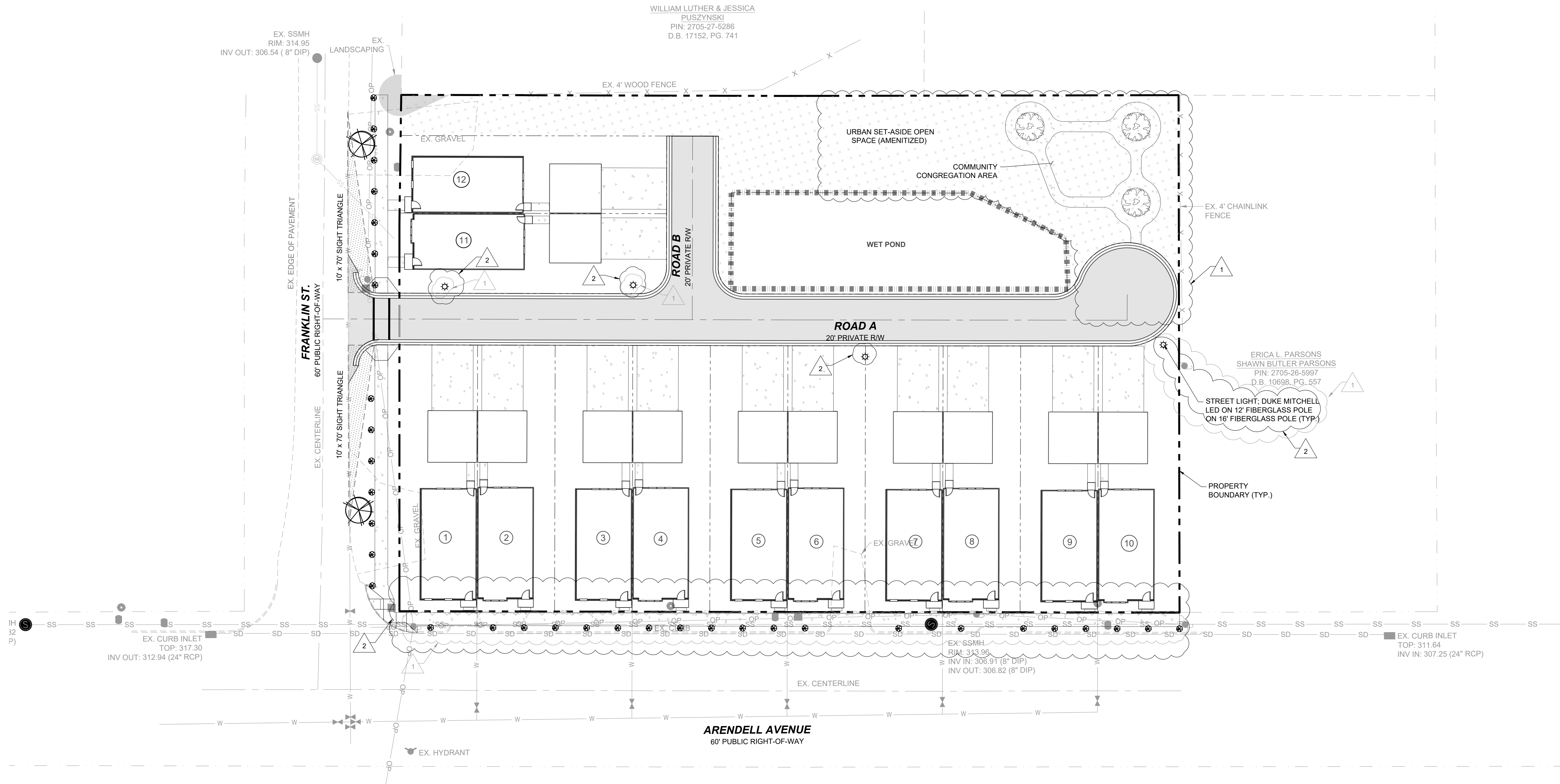
STRONGROCK
ENGINEERING GROUP
STRONG ROCK ENGINEERING GROUP, PLLC / COMPANY LICENSE # P-2166
8801 FALLS OF NEUSE RD., SUITE 108 RALEIGH, NC 27615 | JOSH@STRONGROCKENGINEERING.COM

STRONG ROCK PROJECT	NOT FOR CONSTRUCTION	SCALE AS SHOWN	DESIGNED BY	DRAWN BY	CHECKED BY
			RLB	SRG	JWL

TRUE- ZEBULON-ARENDELL
TOWN OF ZEBULON, WAKE COUNTY, NORTH CAROLINA
CONSTRUCTION PLANS
EROSION CONTROL PLAN

WILLIAM LUTHER & JESSICA
PUSZYNSKI
PIN: 2705-27-5286
D.B. 17152, PG. 741

EX. SSMH
RIM: 314.95
INV OUT: 306.54 (8" DIP)



ERICA L. PARSONS
SHAWN BUTLER PARSONS
PIN: 2705-26-5997
D.B. 10698, PG. 557

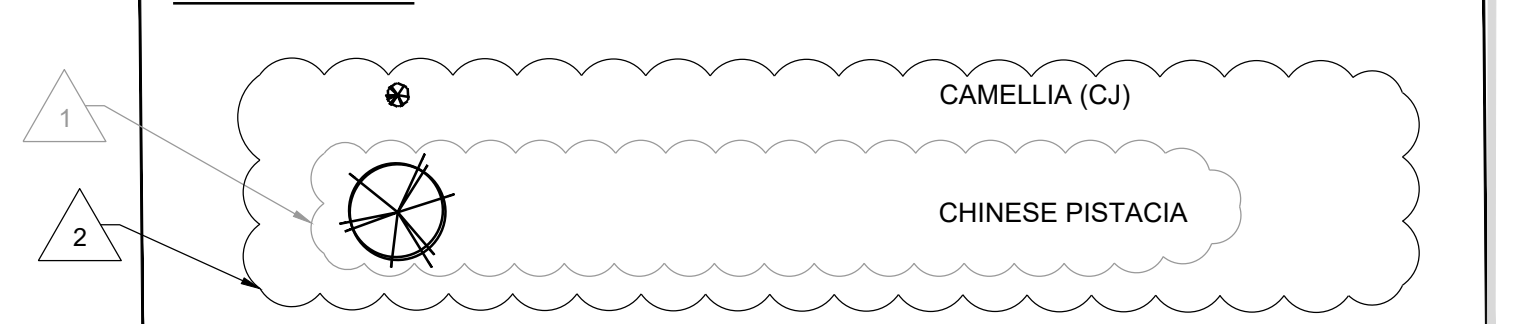
STREET LIGHT: DUKE MITCHELL
LED ON 12' FIBERGLASS POLE
ON 16' FIBERGLASS POLE (TYP.)

EX. CURB INLET
TOP: 317.30
INV OUT: 312.94 (24" RCP)

EX. SSMH
RIM: 313.96
INV IN: 306.91 (8" DIP)
INV OUT: 306.82 (8" DIP)

EX. CURB INLET
TOP: 311.64
INV IN: 307.25 (24" RCP)

LEGEND:



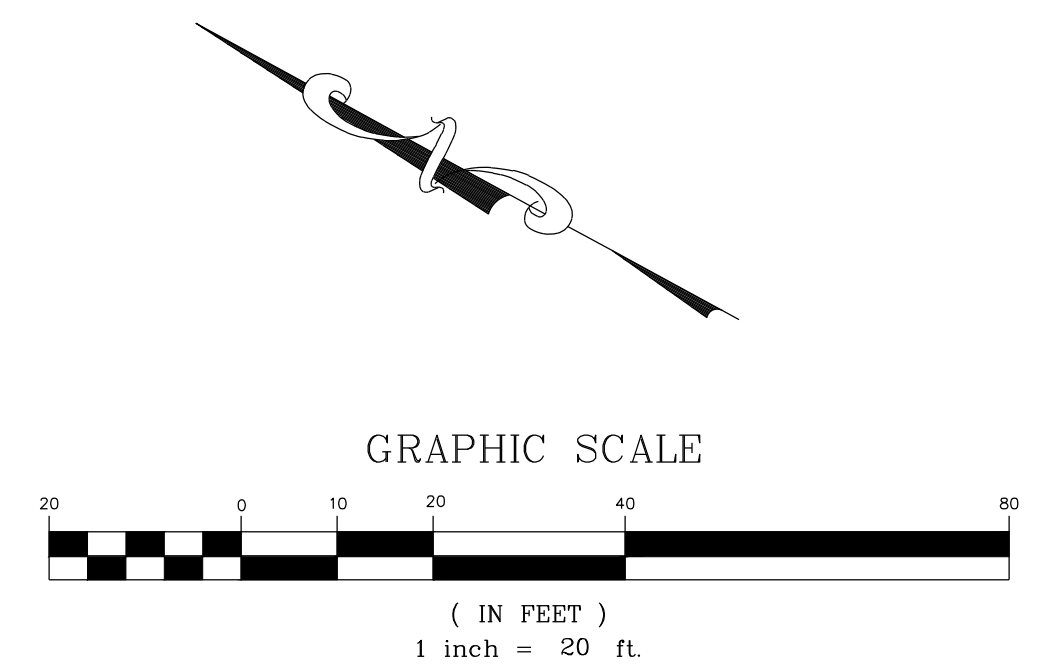
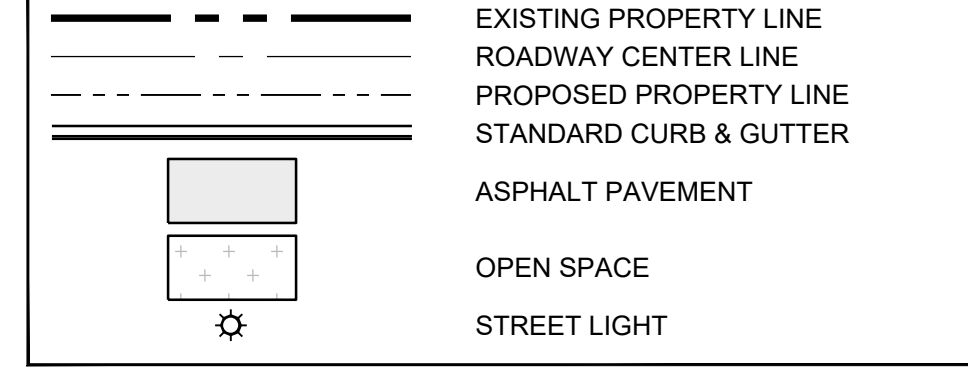
PLANTING SCHEDULE:

KEY	QTY	BOTANICAL NAME	COMMON NAME	CONTAINER	SIZE	HEIGHT
PERIMETER BUFFERS						
CP	2	CHINESE PISTACIA	BOTANICAL	B&B	1" CAL	6'
CJ	34	CAMELLIA JAPONICA	CAMELLIA	GAL.	3 GAL	18"

GENERAL PLANTING NOTES:

- STREET TREES SHALL BE INSTALLED SUCH THAT ONE TREE IS REQUIRED ALONG THE RESIDENTIAL STREET AS SHOWN, SPACED EVERY 40 FEET.
- DO NOT PLACE STREET TREES WITHIN A PUBLIC STORM OR UTILITY EASEMENT.
- ALL CANOPY TREES SHALL BE MIN. 8' TALL AND 2" CALIPER AT TIME OF PLANTING.
- ALL UNDERSTORY TREES SHALL BE MIN. 6' TALL AND 1" CALIPER AT TIME OF PLANTING.
- LANDSCAPING IN AREAS OUTSIDE OF RIGHT OF WAY ARE TO BE PROVIDED BY THE DEVELOPER. ANY LANDSCAPING INSTALLED WITHIN THESE AREAS ARE TO BE MAINTAINED BY THE DEVELOPER UNTIL HOME OWNERS ASSOCIATION (HOA) IS ESTABLISHED. HOA WILL BE RESPONSIBLE FOR CONTINUED MAINTENANCE OF LANDSCAPING AND ANY IMPROVEMENTS OUTSIDE THE RIGHT OF WAY.
- ADDITIONAL LANDSCAPING ON SITE MAYBE PROVIDED BY DEVELOPER.

LEGEND:



NO.	REVISIONS	DATE	BY
1	TRC REVIEW RESPONSES	09-30-2021	
2	TRC REVIEW RESPONSES	12-23-2021	

STRONGROCK
ENGINEERING GROUP
STRONG ROCK ENGINEERING GROUP, PLLC (COMPANY LICENSE # P-2166)
8801 FALLS OF NEUSE RD., SUITE 108 RALEIGH, NC 27615 | JOSH@STRONGROCKENGINEERING.COM

STRONG ROCK PROJECT	NOT FOR CONSTRUCTION	SCALE	DESIGNED BY	DRAWN BY	CHECKED BY
	AS SHOWN	RLB	SRG	JWL	

TRUE- ZEBULON-ARENDELL
TOWN OF ZEBULON, WAKE COUNTY, NORTH CAROLINA
CONSTRUCTION PLANS
LANDSCAPING PLAN

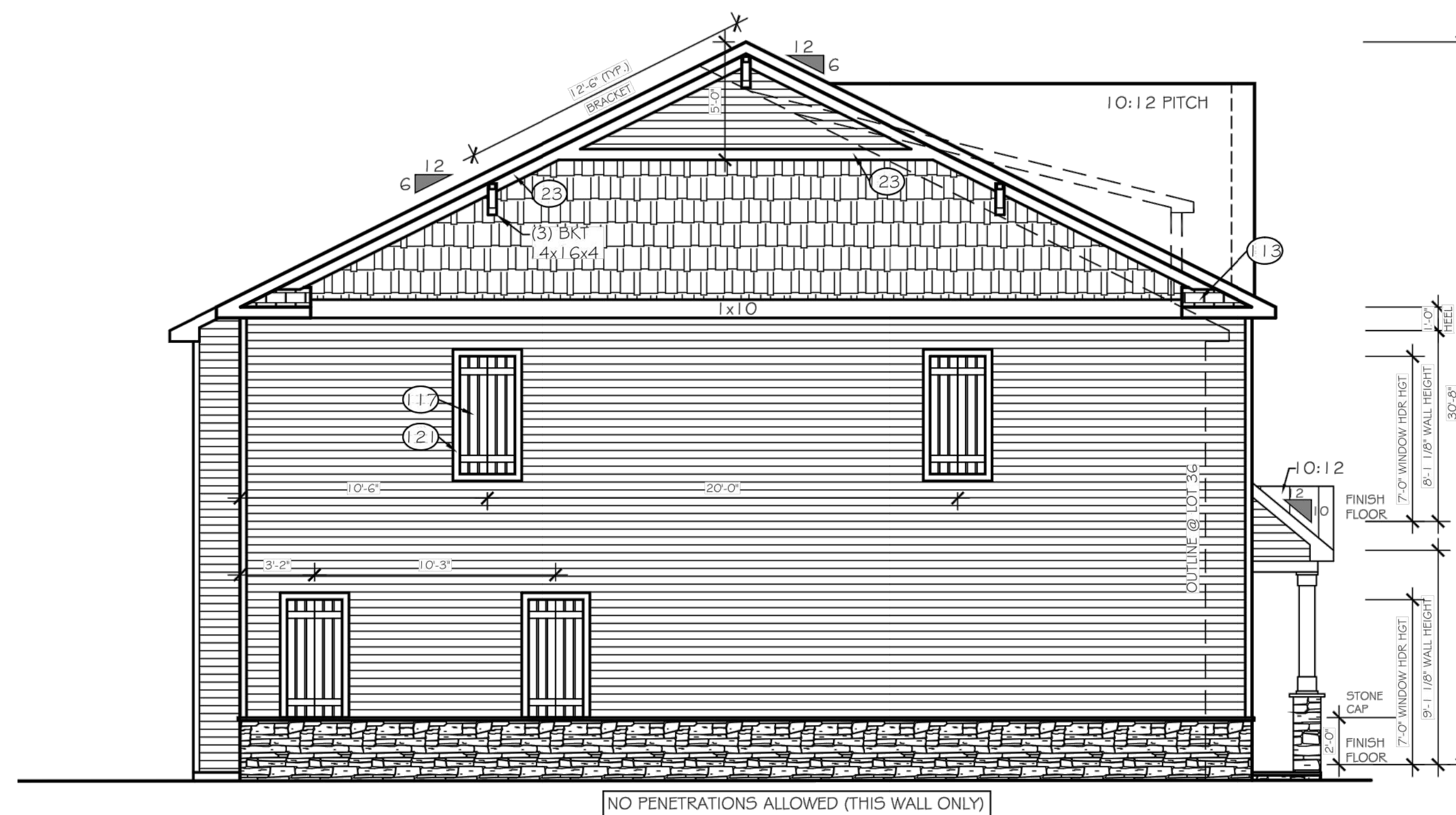


FRONT ELEVATION - A3F
SCALE: 1/4" = 1'-0"

LOT - 1

FRONT ELEVATION - C3B
SCALE: 1/4" = 1'-0"

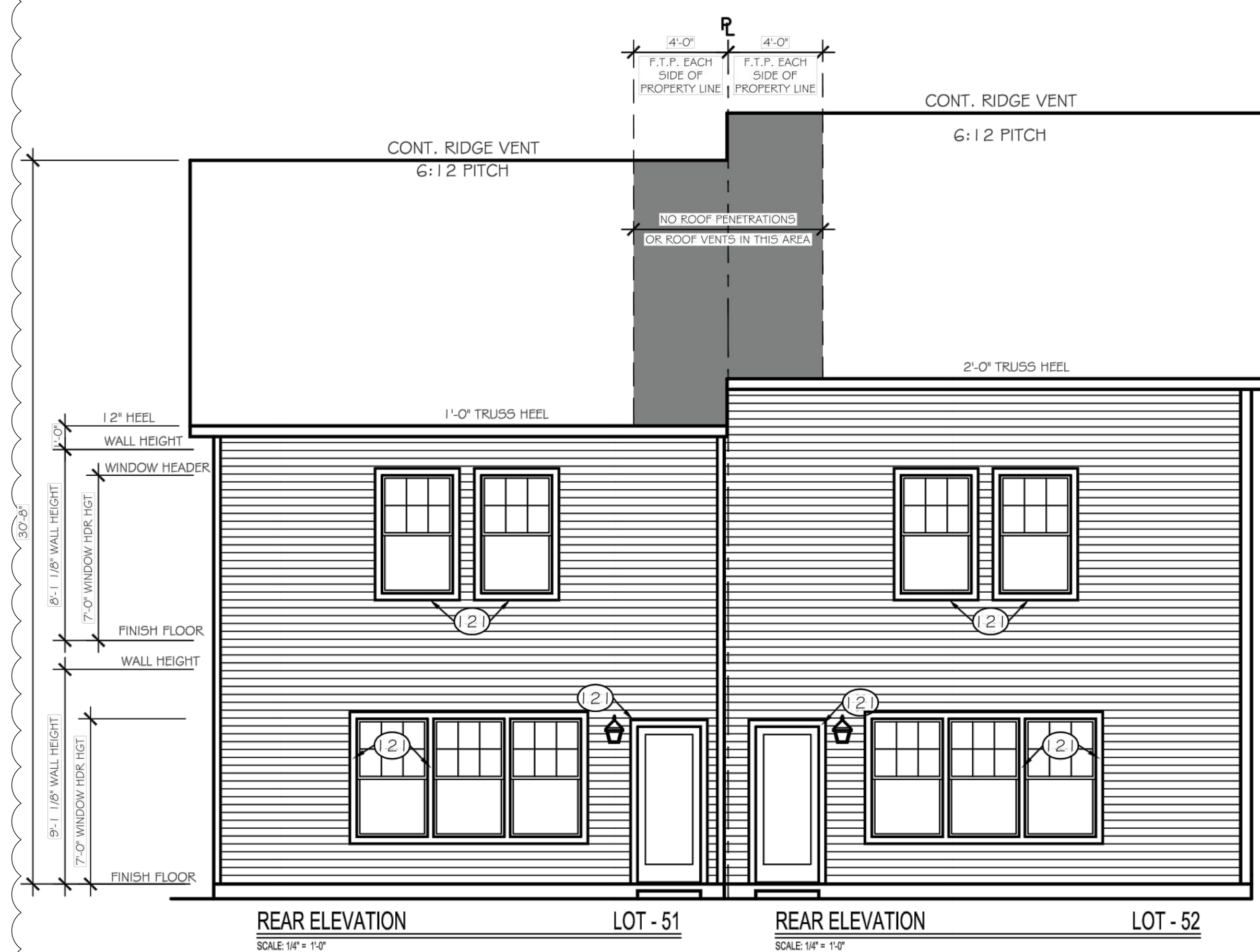
LOT - 2



LEFT ELEVATION
SCALE: 1/4" = 1'-0"

LOT - 1

NO PENETRATIONS ALLOWED (THIS WALL ONLY)

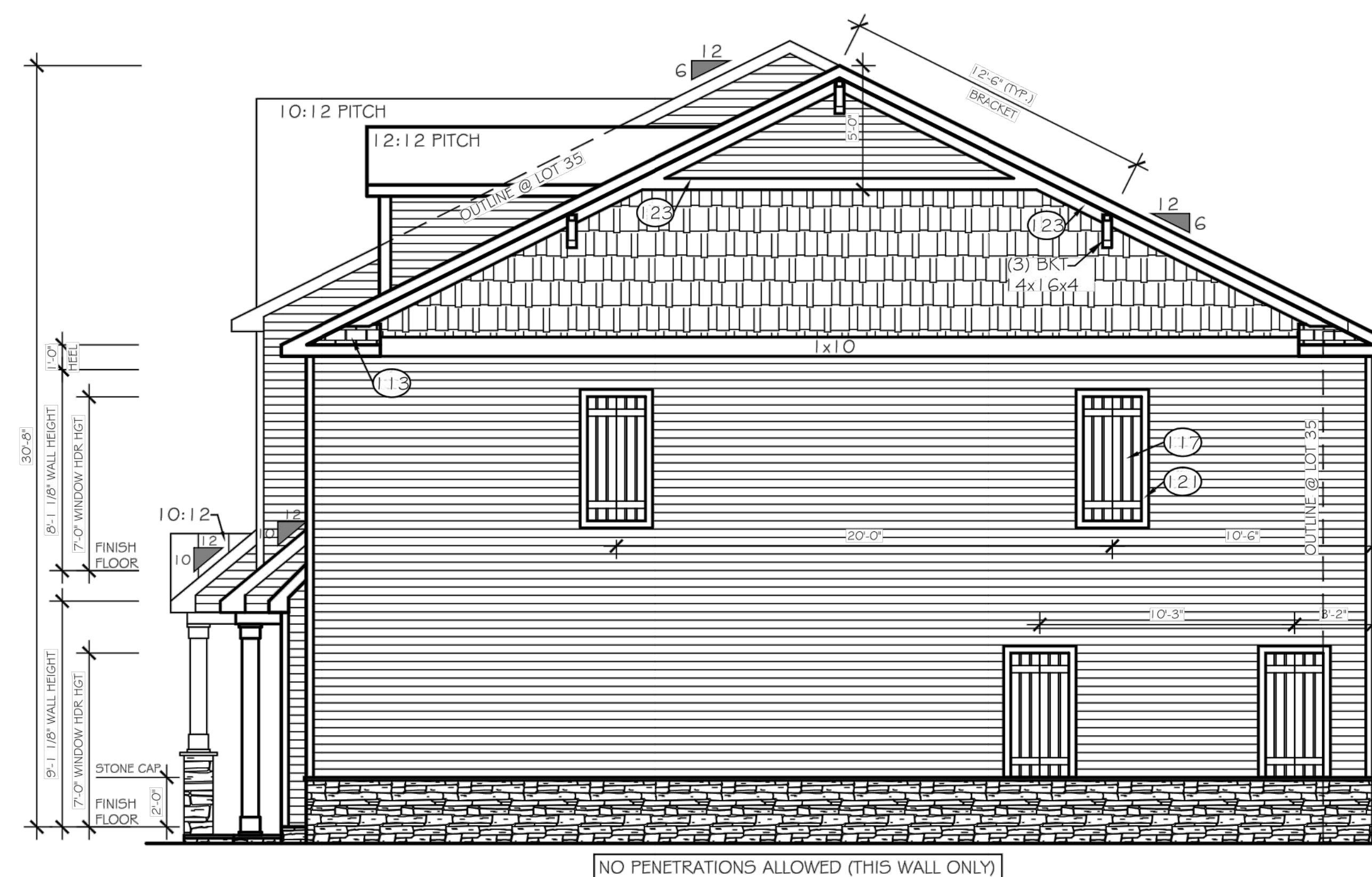


REAR ELEVATION
SCALE: 1/4" = 1'-0"

LOT - 51

REAR ELEVATION
SCALE: 1/4" = 1'-0"

LOT - 52




RIGHT ELEVATION
SCALE: 1/4" = 1'-0"

LOT - 51

NO PENETRATIONS ALLOWED (THIS WALL ONLY)

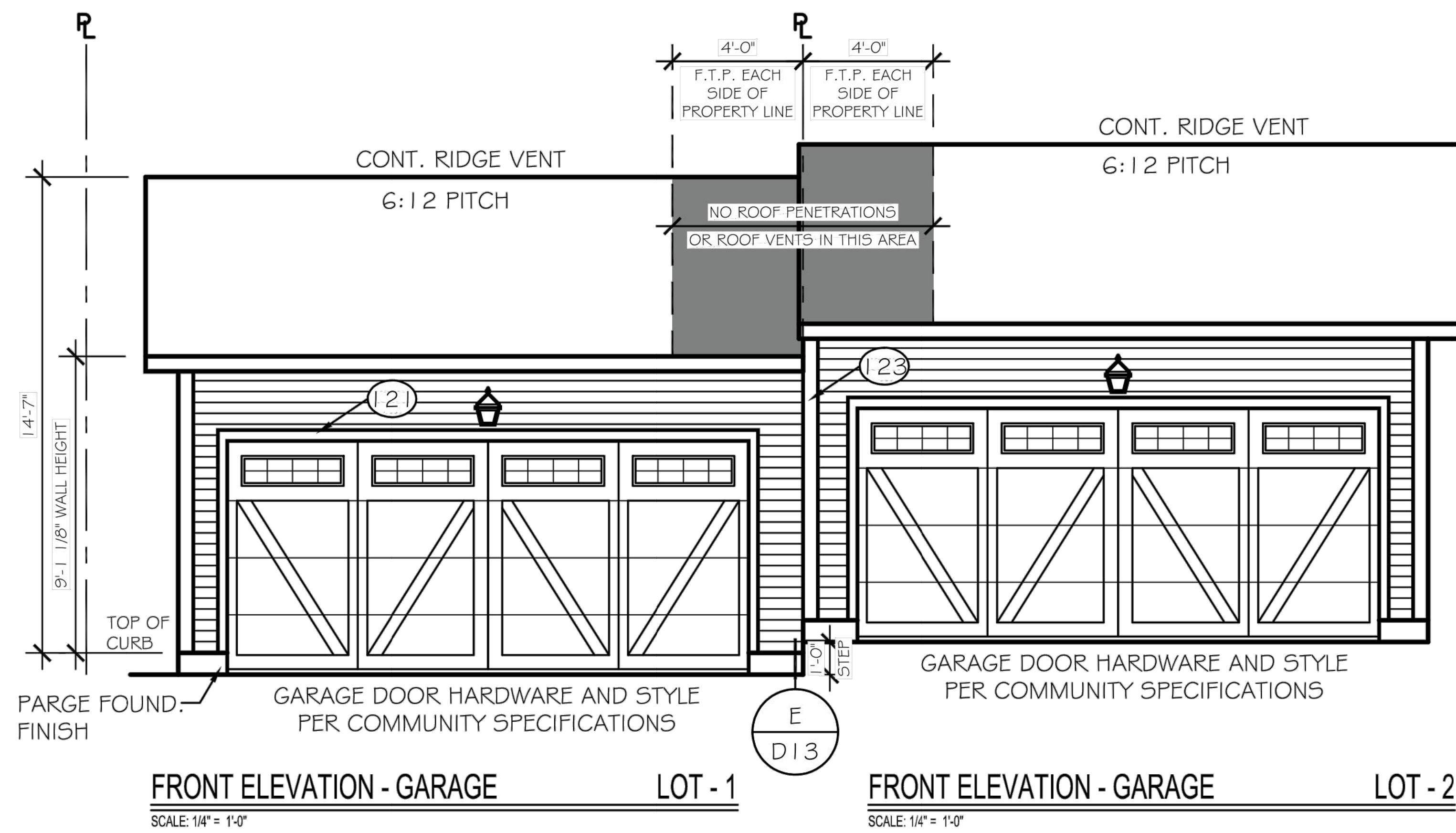
NO.	REVISIONS	DATE	BY
1	TRC REVIEW RESPONSES	09-30-2021	
2	TRC REVIEW RESPONSES	12-23-2021	



STRONGROCK
ENGINEERING GROUP
STRONG ROCK ENGINEERING GROUP, PLLC / COMPANY LICENSE # P-2166
8801 FALLS OF NEUSE RD. SUITE 108 RALEIGH, NC 27615 | JOSH@STRONGROCKENGINEERING.COM

STRONG ROCK PROJECT	NOT FOR CONSTRUCTION	SCALE	DESIGNED BY	DRAWN BY	CHECKED BY
	AS SHOWN		RLB	SRG	JWL

TRUE- ZEBULON-ARENDELL
TOWN OF ZEBULON, WAKE COUNTY, NORTH CAROLINA
CONSTRUCTION PLANS
BUILDING ELEVATIONS



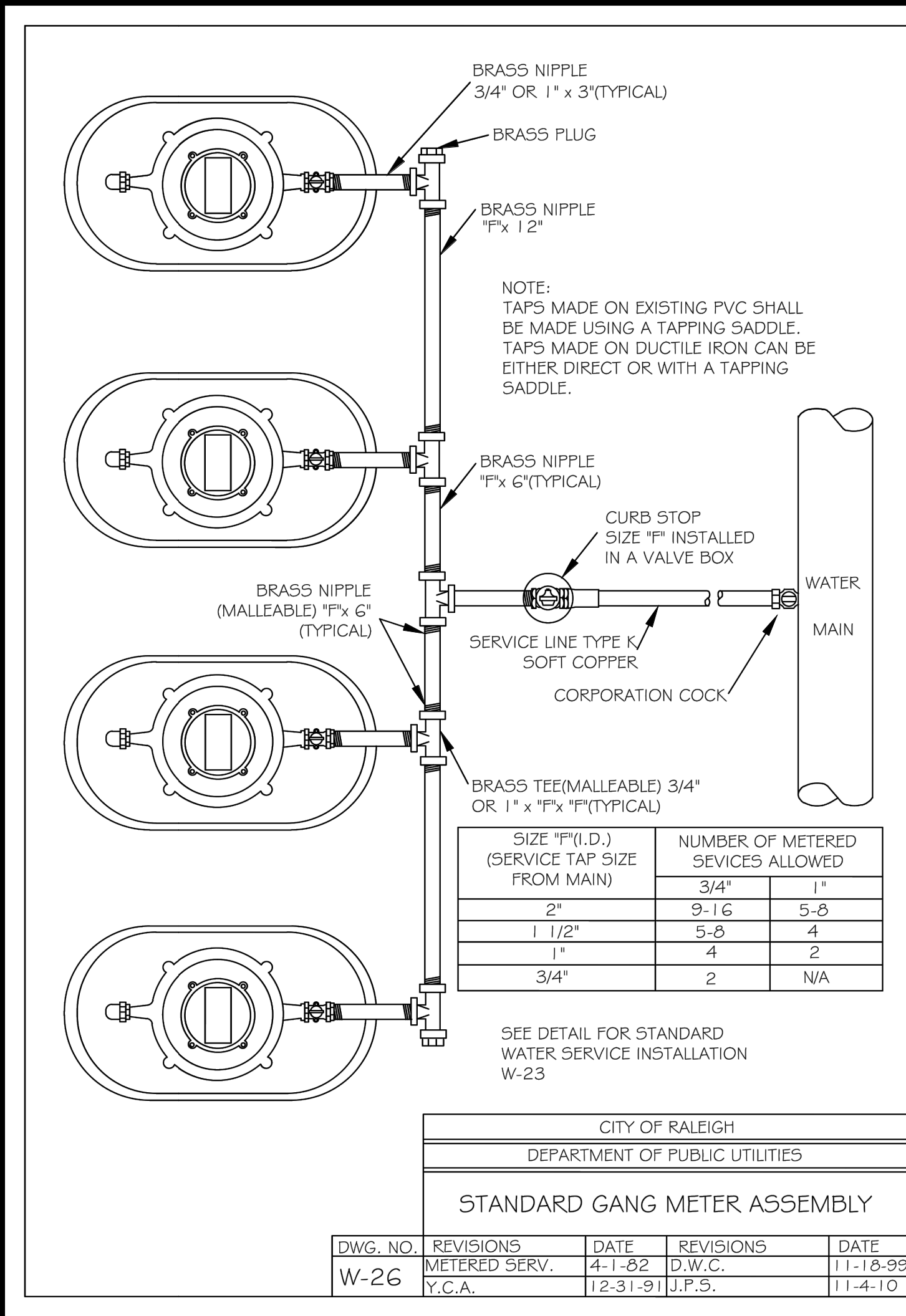
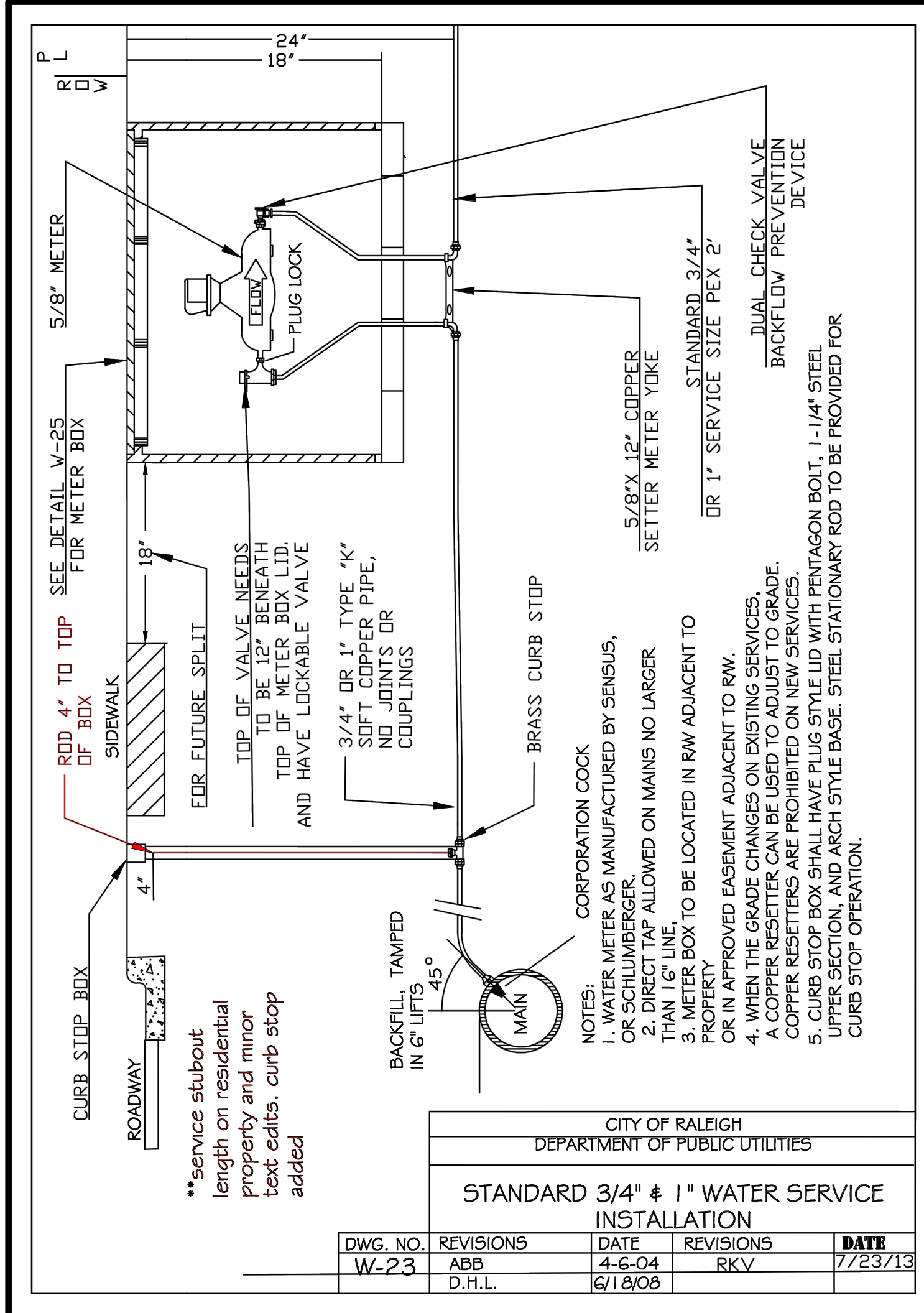
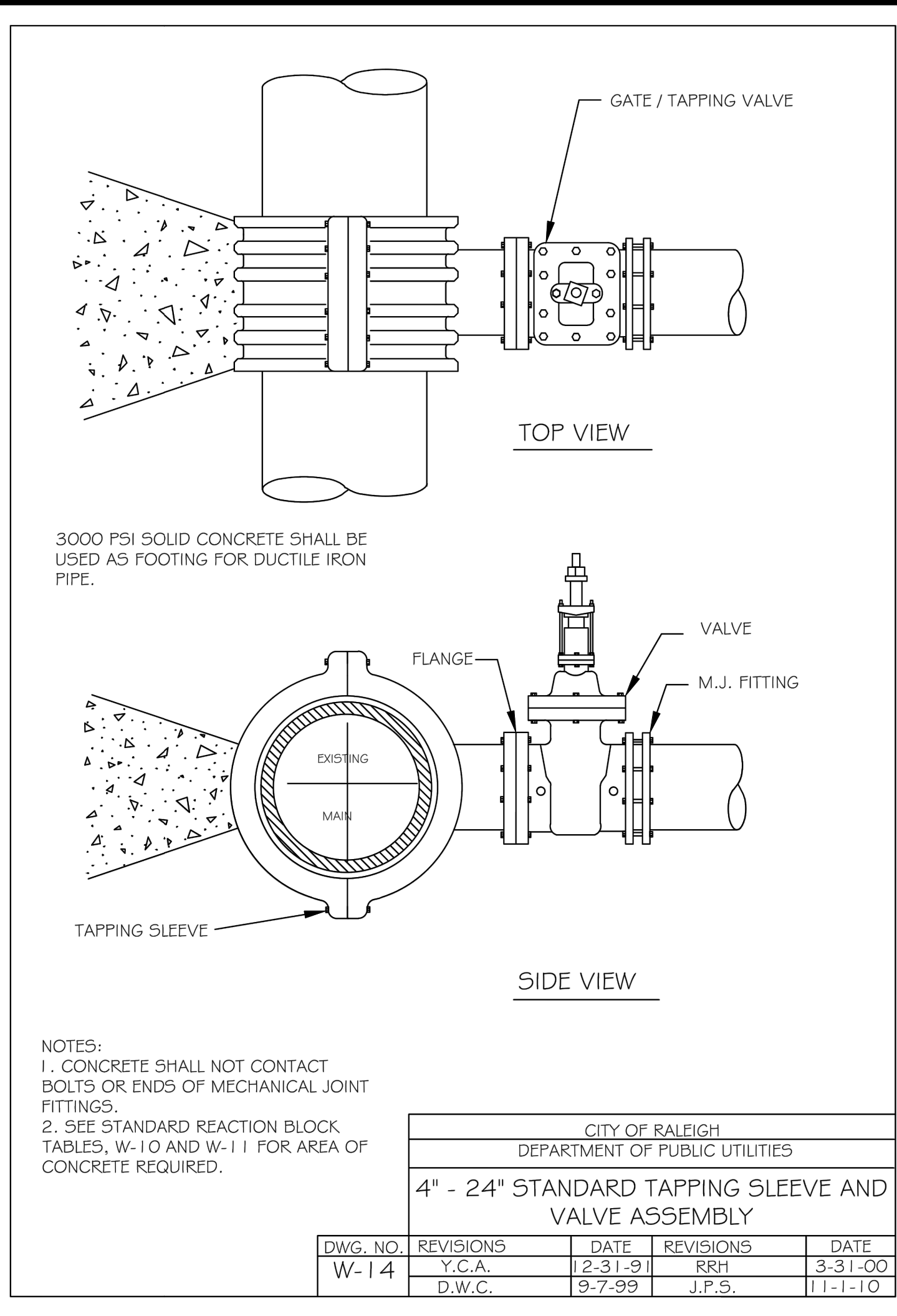
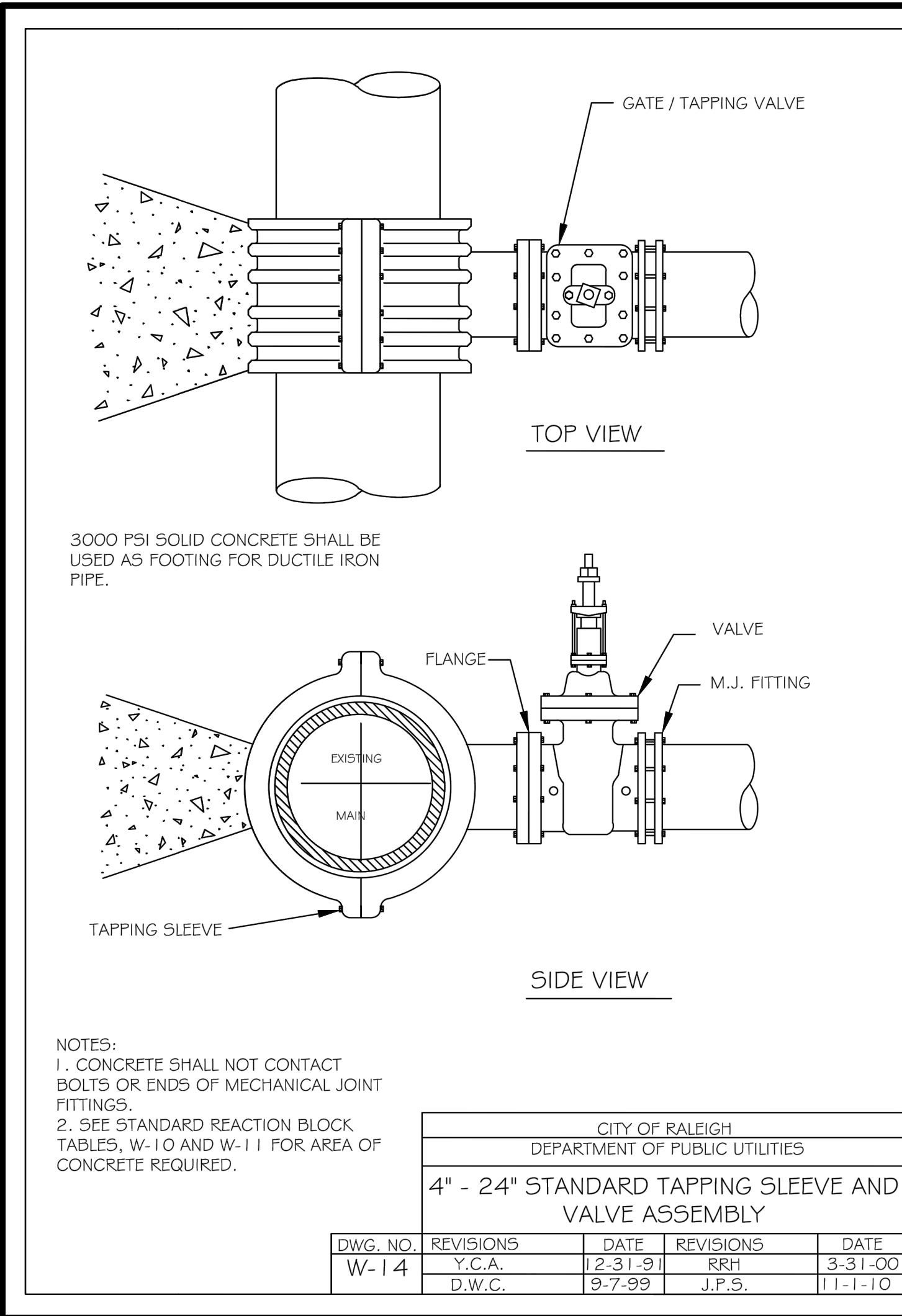
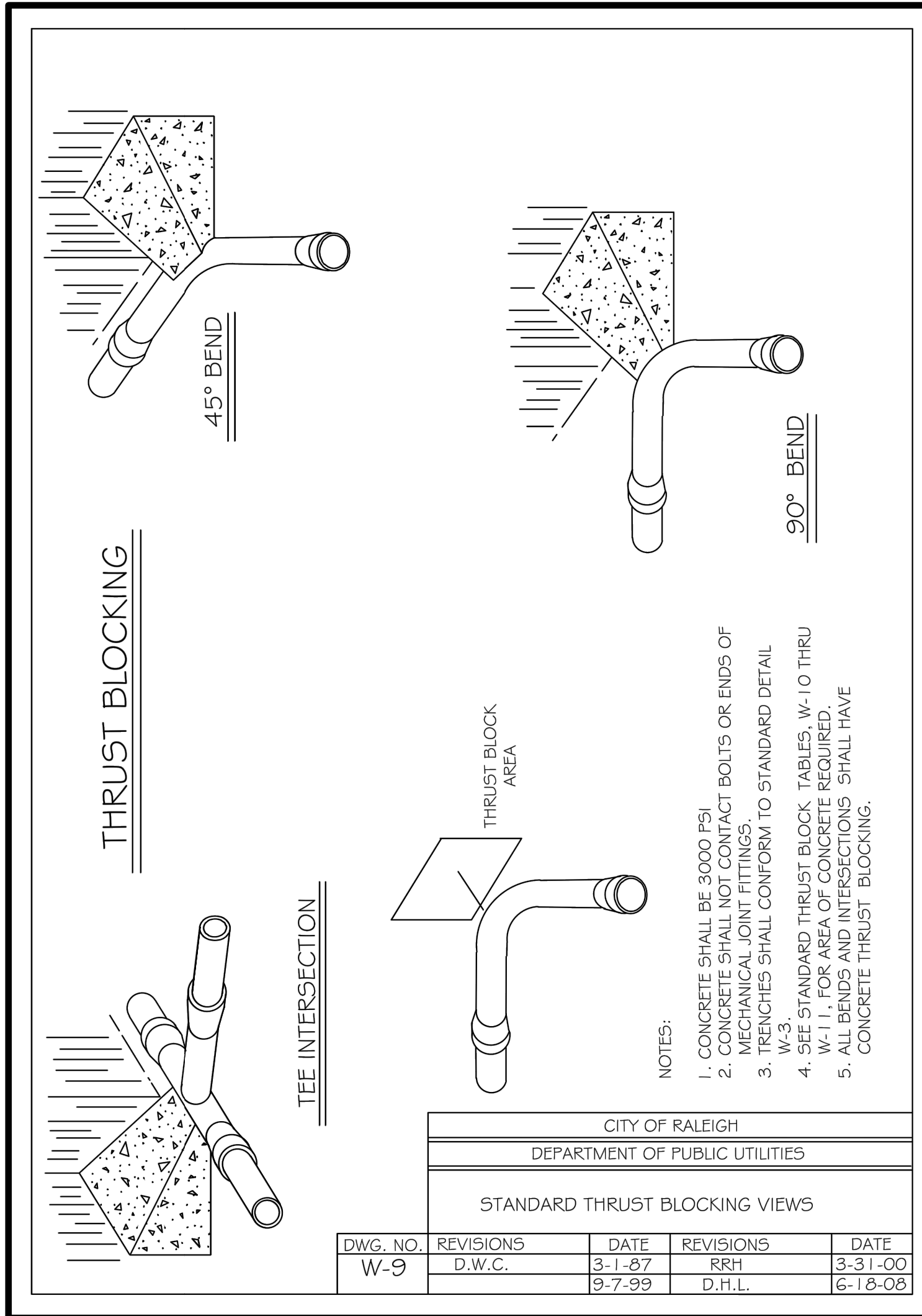
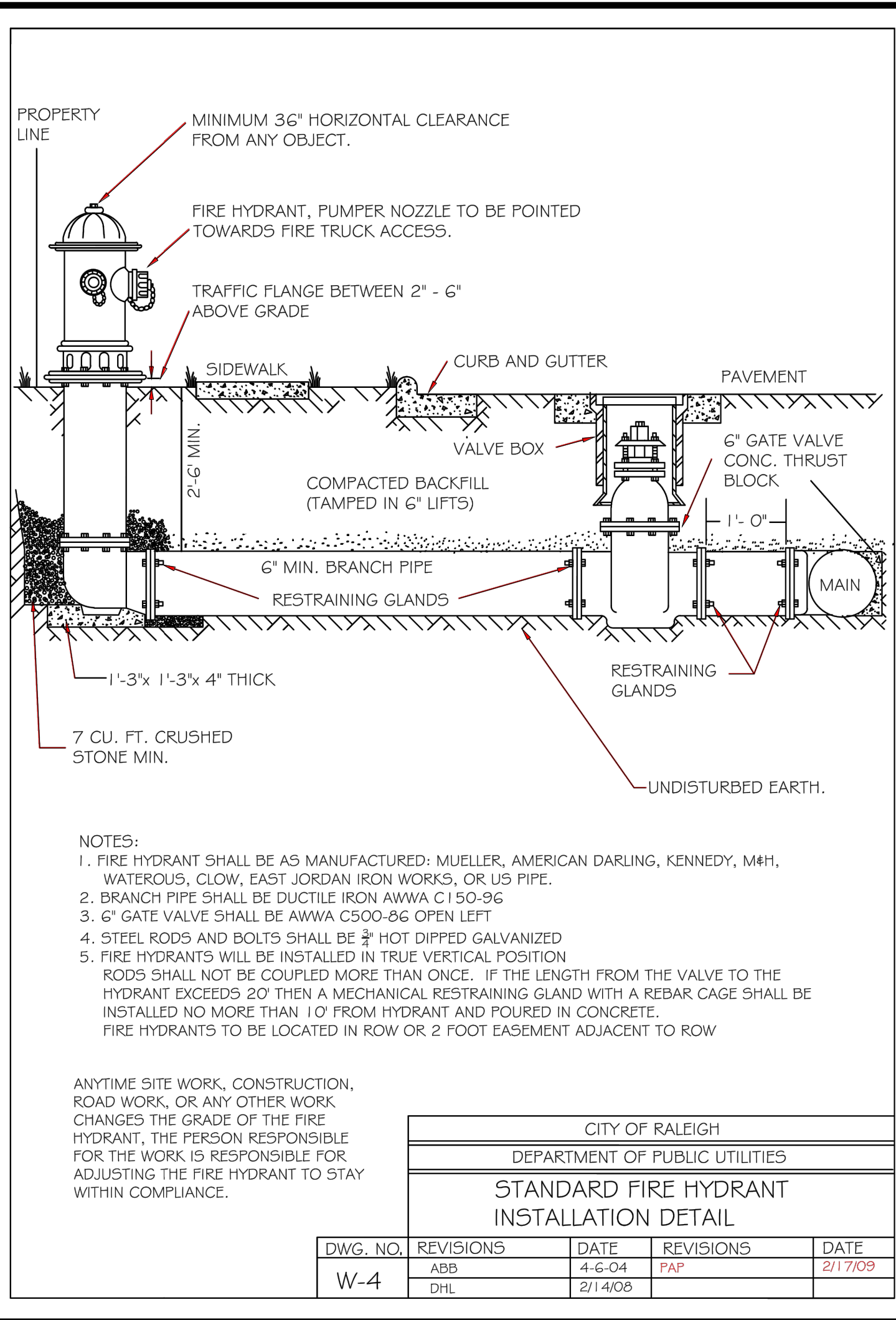
1	TRC REVIEW RESPONSES	09-30-2021	BY
2	TRC REVIEW RESPONSES	12-23-2021	DATE
No.	REVISIONS		

SEAL:

STRONGROCK
ENGINEERING GROUP
STRONG ROCK ENGINEERING GROUP, PLLC | COMPANY LICENSE # P-2166
6801 FALLS OF NEUSE RD. SUITE 108 RALEIGH, NC 27615 | JOSH@STRONGROCKENGINEERING.COM

STRONG ROCK PROJECT	NOT FOR CONSTRUCTION	SCALE AS SHOWN	DESIGNED BY	DRAWN BY	CHECKED BY
			RLB	SRG	JWL

TRUE- ZEBULON-ARENDELL
TOWN OF ZEBULON, WAKE COUNTY, NORTH CAROLINA
CONSTRUCTION PLANS
BUILDING ELEVATIONS



SITE PERMITTING APPROVAL:

WATER AND SEWER PERMITS (IF APPLICABLE)

CITY OF RALEIGH PUBLIC UTILITIES DEPARTMENT CONSENTS TO THE CONNECTION AND EXTENSION OF THE CITY'S PUBLIC SEWER SYSTEM AS SHOWN ON THIS PLAN. THE MATERIAL AND CONSTRUCTION METHODS USED FOR THIS PROJECT SHALL CONFORM TO THE STANDARDS AND SPECIFICATIONS OF THE CITY'S PUBLIC UTILITIES HANDBOOK.

CITY OF RALEIGH PUBLIC UTILITIES DEPARTMENT PUBLIC UTILITIES DEPARTMENT PERMIT # S-3936

CITY OF RALEIGH PUBLIC UTILITIES DEPARTMENT CONSENTS TO THE CONNECTION AND EXTENSION OF THE CITY'S PUBLIC WATER SYSTEM AS SHOWN ON THIS PLAN. THE MATERIAL AND CONSTRUCTION METHODS USED FOR THIS PROJECT SHALL CONFORM TO THE STANDARDS AND SPECIFICATIONS OF THE CITY'S PUBLIC UTILITIES HANDBOOK. CITY OF RALEIGH PUBLIC UTILITIES DEPARTMENT PUBLIC UTILITIES DEPARTMENT PERMIT # N/A

CITY OF RALEIGH PUBLIC UTILITIES DEPARTMENT - PLANS AUTHORIZED FOR CONSTRUCTION

ELECTRONIC APPROVAL: THIS APPROVAL IS BEING ISSUED ELECTRONICALLY. THIS APPROVAL IS VALID ONLY UPON THE SIGNATURE OF A TOWN OF ZEBULON REVIEW OFFICER BELOW. THE CITY WILL RETAIN A COPY OF THE APPROVED PLANS. ANY WORK AUTHORIZED BY THIS APPROVAL MUST PROCEED IN ACCORDANCE WITH THE PLANS KEPT ON FILE WITH THE CITY. THIS ELECTRONIC APPROVAL MAY NOT BE EDITED ONCE ISSUED. ANY MODIFICATION TO THIS APPROVAL ONCE ISSUED WILL INVALIDATE THIS APPROVAL.

CITY OF RALEIGH PUBLIC UTILITIES DEPARTMENT DEVELOPMENT APPROVAL

CITY OF RALEIGH PUBLIC UTILITIES DEPARTMENT WATER REVIEW OFFICER

CITY OF ZEBULON - PLANS AUTHORIZED FOR CONSTRUCTION:

ELECTRONIC APPROVAL: THIS APPROVAL IS BEING ISSUED ELECTRONICALLY. THIS APPROVAL IS VALID ONLY UPON THE SIGNATURE OF A CITY OF ZEBULON REVIEW OFFICER BELOW. THE CITY WILL RETAIN A COPY OF THE APPROVED PLANS. ANY WORK AUTHORIZED BY THIS APPROVAL MUST PROCEED IN ACCORDANCE WITH THE PLANS KEPT ON FILE WITH THE CITY. THIS ELECTRONIC APPROVAL MAY NOT BE EDITED ONCE ISSUED. ANY MODIFICATION TO THIS APPROVAL ONCE ISSUED WILL INVALIDATE THIS APPROVAL.

CITY OF ZEBULON DEVELOPMENT APPROVAL

ZEBULON WATER REVIEW OFFICER

NO.	REVISIONS	DATE
1	TRC REVIEW RESPONSES	09-30-2021
2	TRC REVIEW RESPONSES	12-23-2021

STRONGROCK ENGINEERING GROUP

STRONG ROCK ENGINEERING GROUP, PLLC / COMPANY LICENSE # P-2166
6801 FALLS OF NEUSE RD. SUITE 108 RALEIGH, NC 27615 | JOSH@STRONGROCKENGINEERING.COM

SEAL: NORTH CAROLINA PROFESSIONAL ENGINEER 036225 JUSTIA W. L. AMBERT

STRONG ROCK PROJECT	NOT FOR CONSTRUCTION	SCALE	AS SHOWN	DESIGNED BY	RLB	SRG	JWL	CHECKED BY

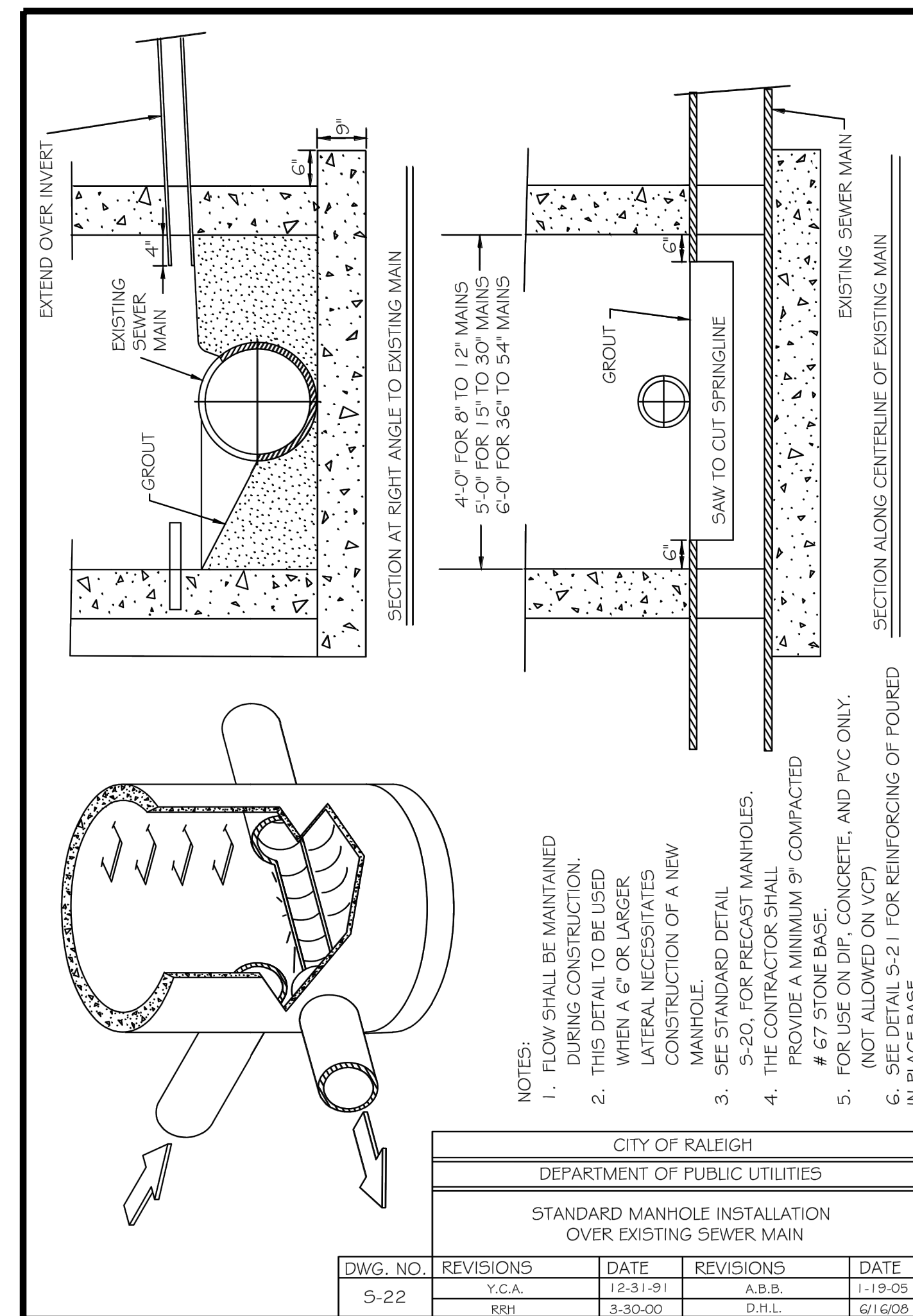
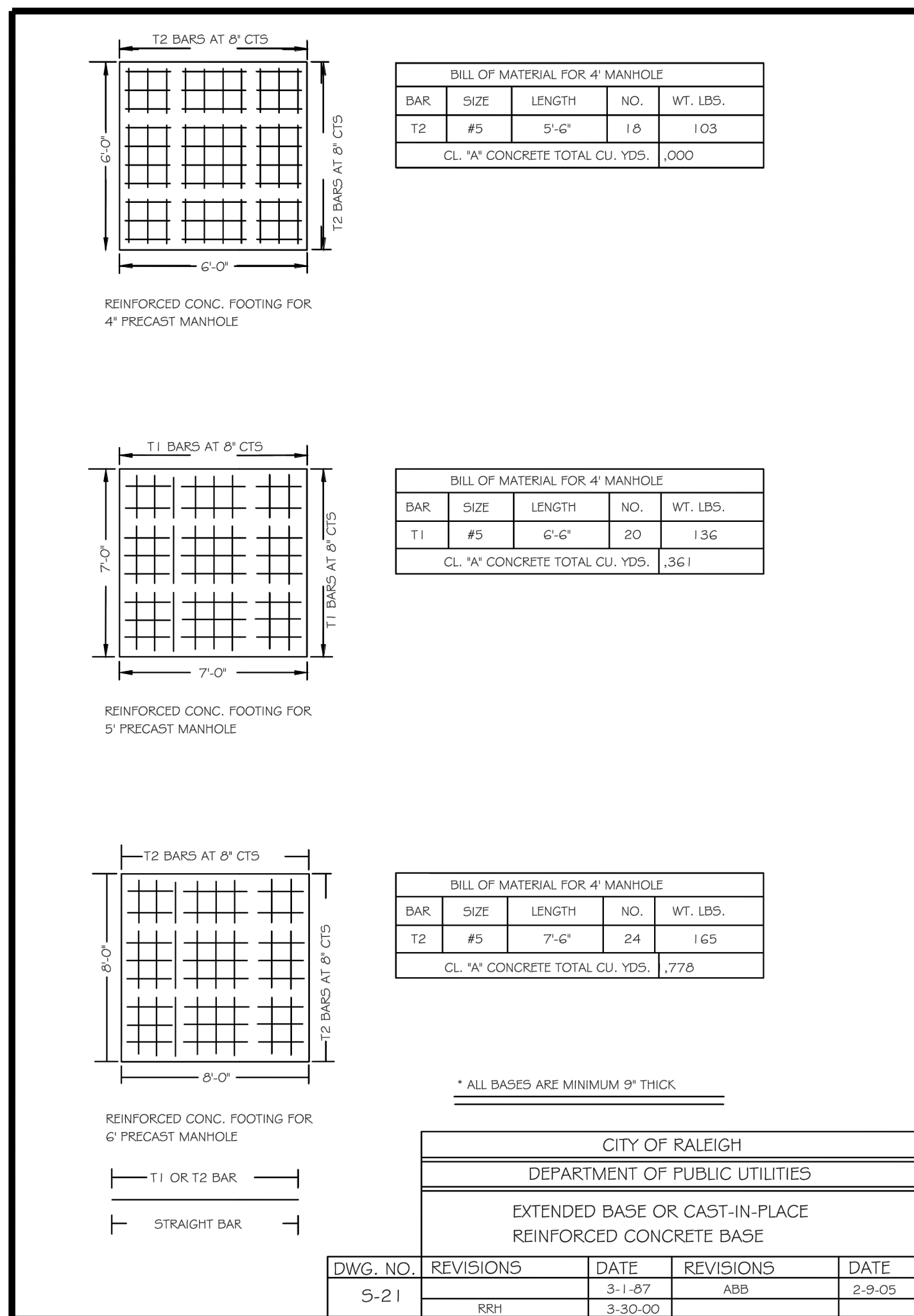
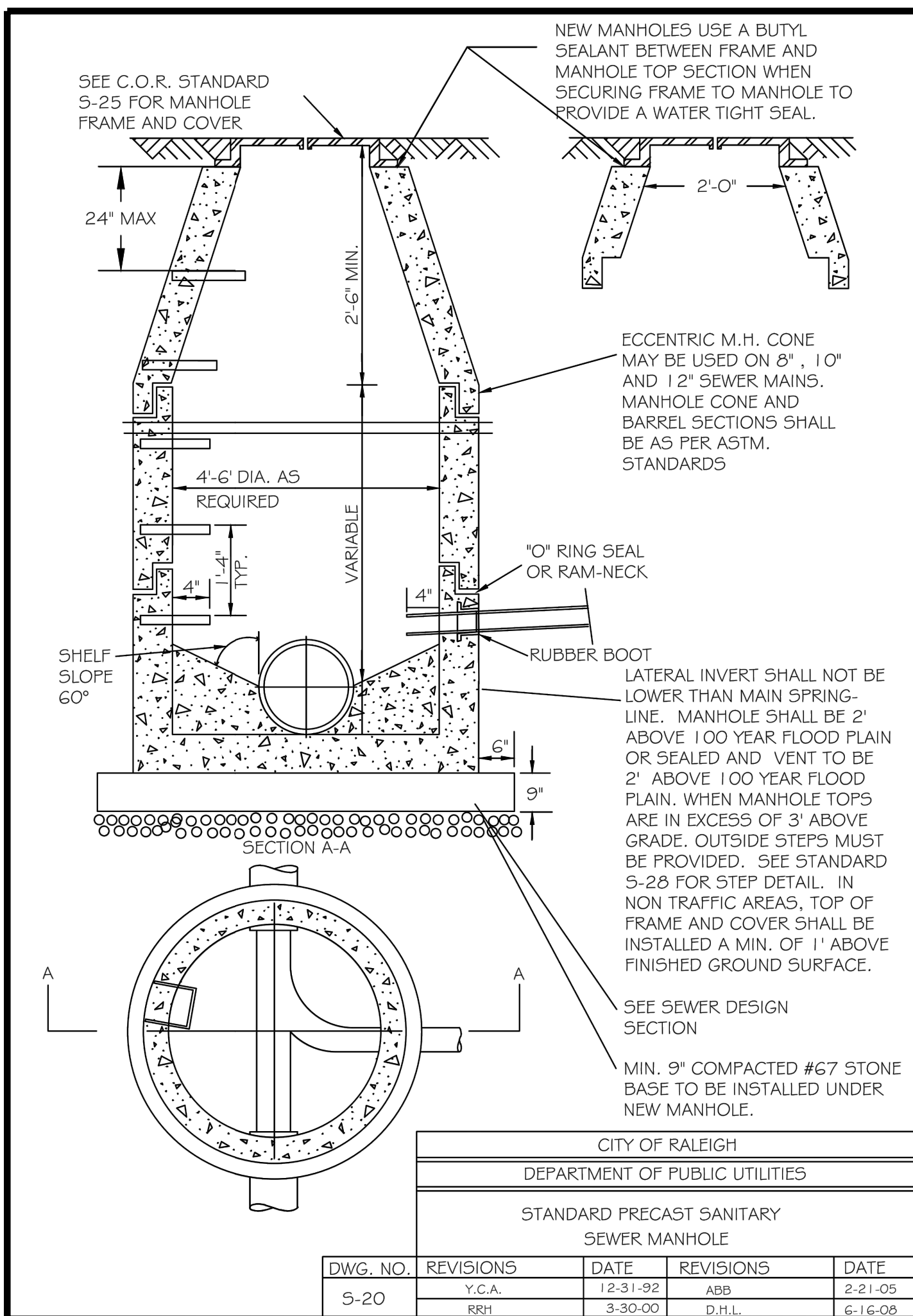
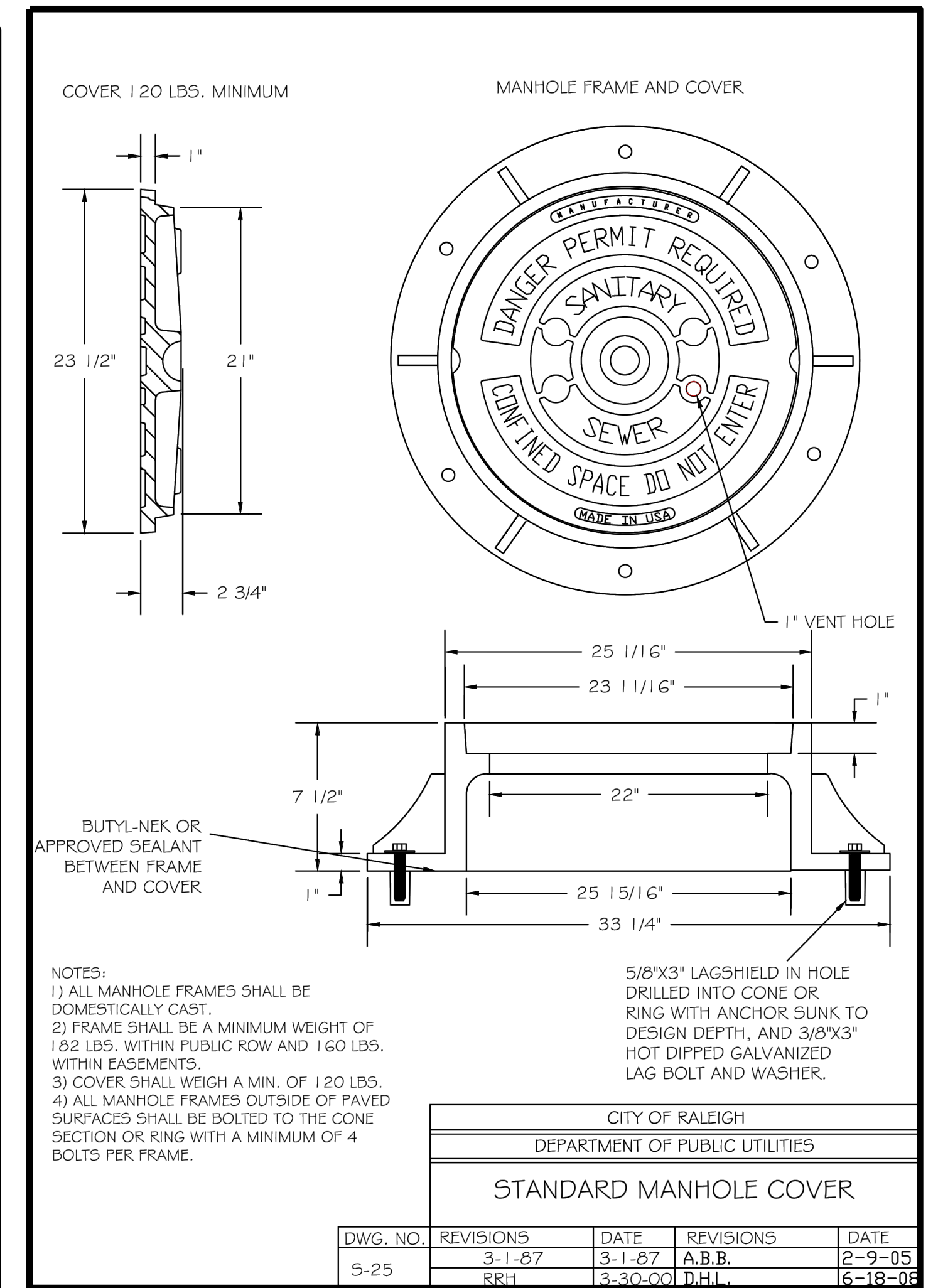
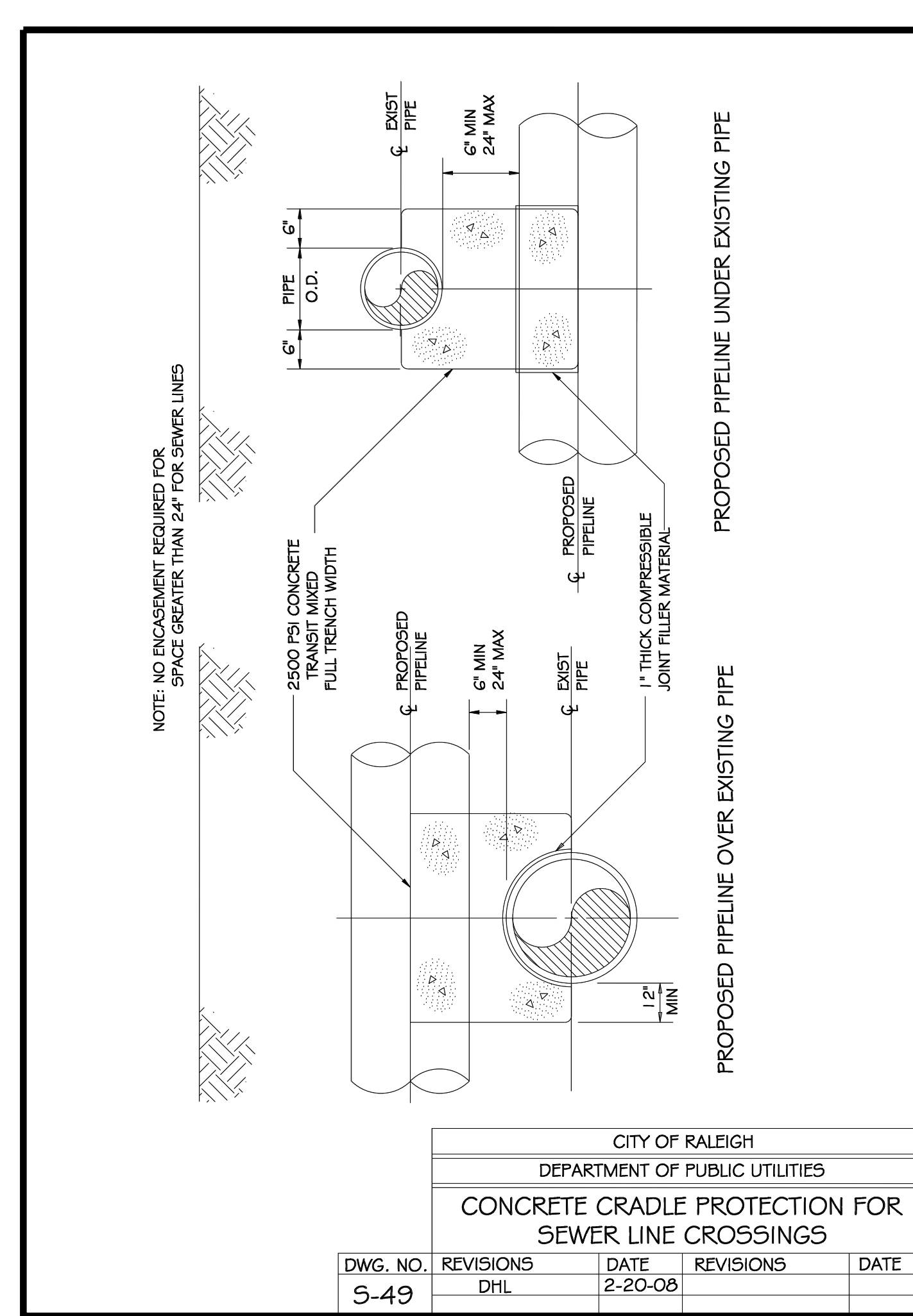
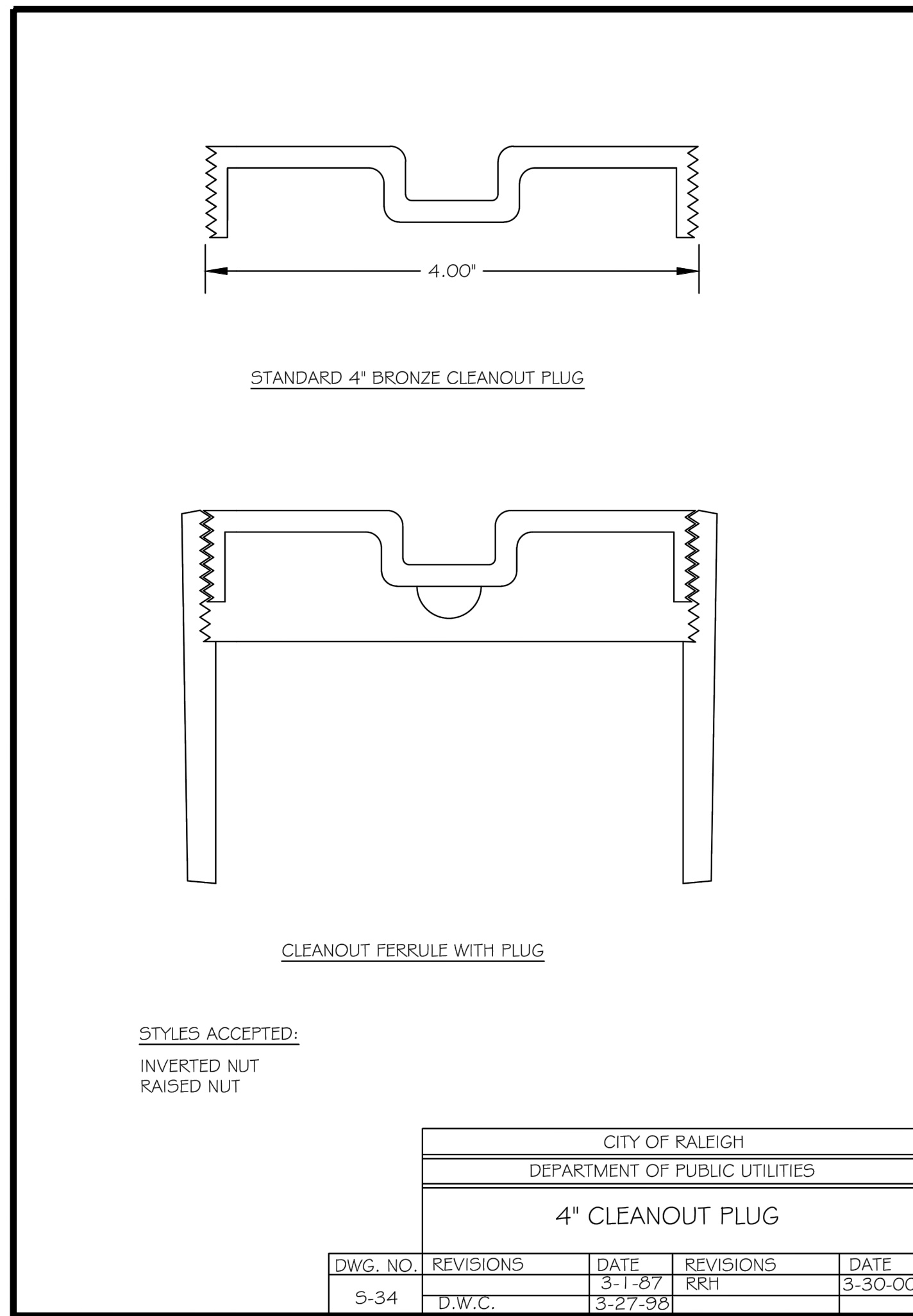
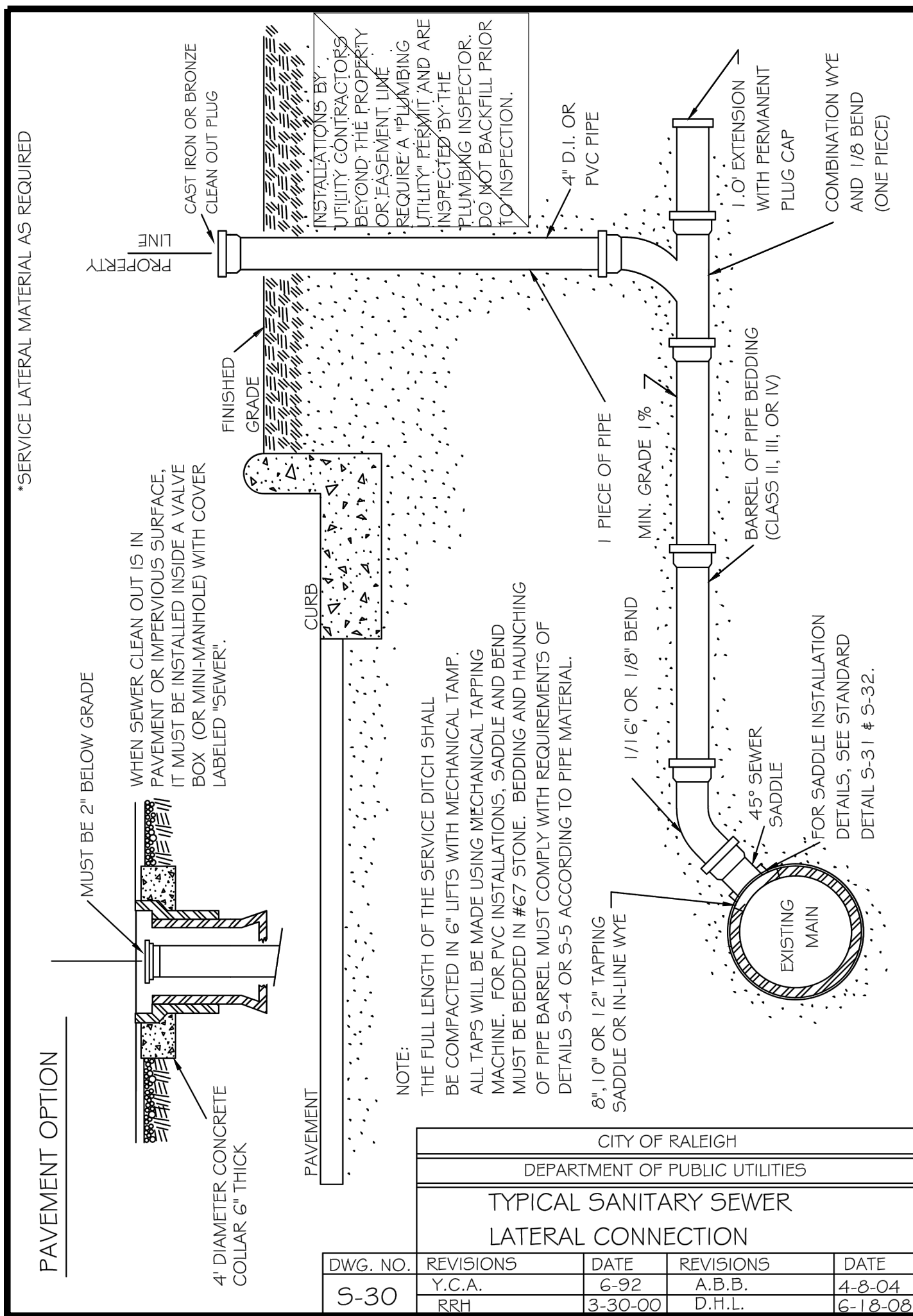
TRUE- ZEBULON-ARENDELL
TOWN OF ZEBULON, WAKE COUNTY, NORTH CAROLINA
CONSTRUCTION PLANS

WATER DETAILS

DRAWING SHEET

D-2.0

12 OF 16



SITE PERMITTING APPROVAL:

WATER AND SEWER PERMITS (IF APPLICABLE)

CITY OF RALEIGH PUBLIC UTILITIES DEPARTMENT CONSENTS TO THE CONNECTION AND EXTENSION OF THE CITY'S PUBLIC SEWER SYSTEM AS SHOWN ON THIS PLAN. THE MATERIAL AND CONSTRUCTION METHODS USED FOR THIS PROJECT SHALL CONFORM TO THE STANDARDS AND SPECIFICATIONS OF THE CITY'S PUBLIC UTILITIES HANDBOOK.

CITY OF RALEIGH PUBLIC UTILITIES DEPARTMENT PUBLIC UTILITIES DEPARTMENT PERMIT # S-3936

CITY OF RALEIGH PUBLIC UTILITIES DEPARTMENT CONSENTS TO THE CONNECTION AND EXTENSION OF THE CITY'S PUBLIC WATER SYSTEM AS SHOWN ON THIS PLAN. THE MATERIAL AND CONSTRUCTION METHODS USED FOR THIS PROJECT SHALL CONFORM TO THE STANDARDS AND SPECIFICATIONS OF THE CITY'S PUBLIC UTILITIES HANDBOOK. CITY OF RALEIGH PUBLIC UTILITIES DEPARTMENT PUBLIC UTILITIES DEPARTMENT PERMIT # N/A

CITY OF RALEIGH PUBLIC UTILITIES DEPARTMENT - PLANS AUTHORIZED FOR CONSTRUCTION

ELECTRONIC APPROVAL: THIS APPROVAL IS BEING ISSUED ELECTRONICALLY. THIS APPROVAL IS VALID ONLY UPON THE SIGNATURE OF A TOWN OF ZEBULON REVIEW OFFICER BELOW. THE CITY WILL RETAIN A COPY OF THE APPROVED PLANS. ANY WORK AUTHORIZED BY THIS APPROVAL MUST PROCEED IN ACCORDANCE WITH THE PLANS KEPT ON FILE WITH THE CITY. THIS ELECTRONIC APPROVAL MAY NOT BE EDITED ONCE ISSUED. ANY MODIFICATION TO THIS APPROVAL ONCE ISSUED WILL INVALIDATE THIS APPROVAL.

CITY OF RALEIGH PUBLIC UTILITIES DEPARTMENT DEVELOPMENT APPROVAL

CITY OF RALEIGH PUBLIC UTILITIES DEPARTMENT WATER REVIEW OFFICER

CITY OF ZEBULON - PLANS AUTHORIZED FOR CONSTRUCTION:

ELECTRONIC APPROVAL: THIS APPROVAL IS BEING ISSUED ELECTRONICALLY. THIS APPROVAL IS VALID ONLY UPON THE SIGNATURE OF A CITY OF ZEBULON REVIEW OFFICER BELOW. THE CITY WILL RETAIN A COPY OF THE APPROVED PLANS. ANY WORK AUTHORIZED BY THIS APPROVAL MUST PROCEED IN ACCORDANCE WITH THE PLANS KEPT ON FILE WITH THE CITY. THIS ELECTRONIC APPROVAL MAY NOT BE EDITED ONCE ISSUED. ANY MODIFICATION TO THIS APPROVAL ONCE ISSUED WILL INVALIDATE THIS APPROVAL.

CITY OF ZEBULON DEVELOPMENT APPROVAL

ZEBULON WATER REVIEW OFFICER

STRONGROCK ENGINEERING GROUP
STRONG ROCK ENGINEERING GROUP, PLLC / COMPANY LICENSE # P-2166
6801 FALLS OF NEUSE RD. SUITE 108 RALEIGH, NC 27615 | JOSH@STRONGROCKENGINEERING.COM

TRUE- ZEBULON-ARENDELL CONSTRUCTION PLANS SEWER DETAILS

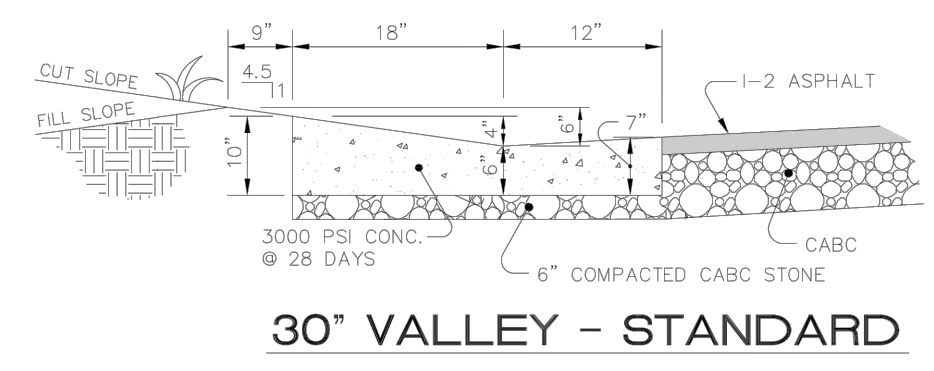
DRAWING SHEET D-2.1

13 OF 16

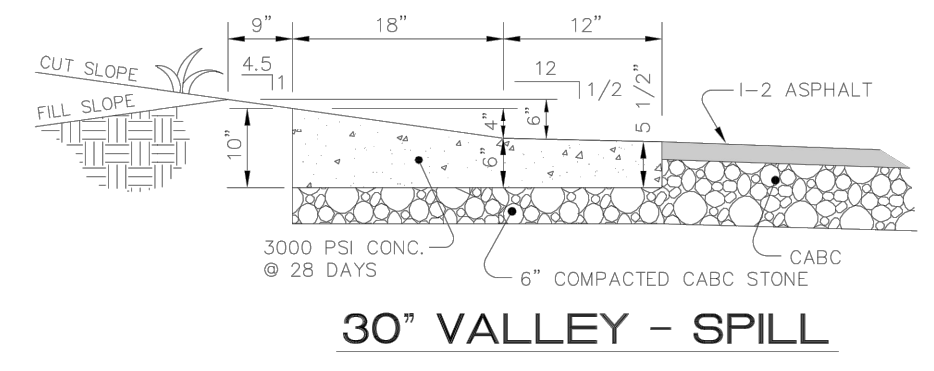
1	TRC REVIEW RESPONSES	09-30-2021			
2	TRC REVIEW RESPONSES	12-23-2021			

SEAL: JOSHUA W. LAMBERT, PROFESSIONAL ENGINEER, STATE OF NORTH CAROLINA, LICENSE NO. 036225

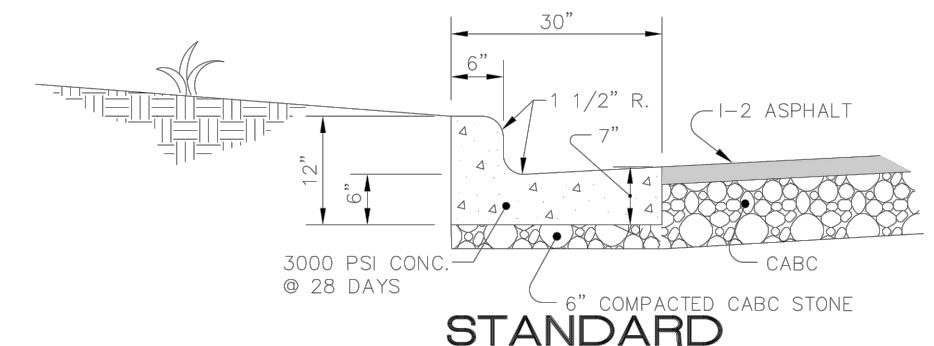
NO.	REVISIONS	DATE



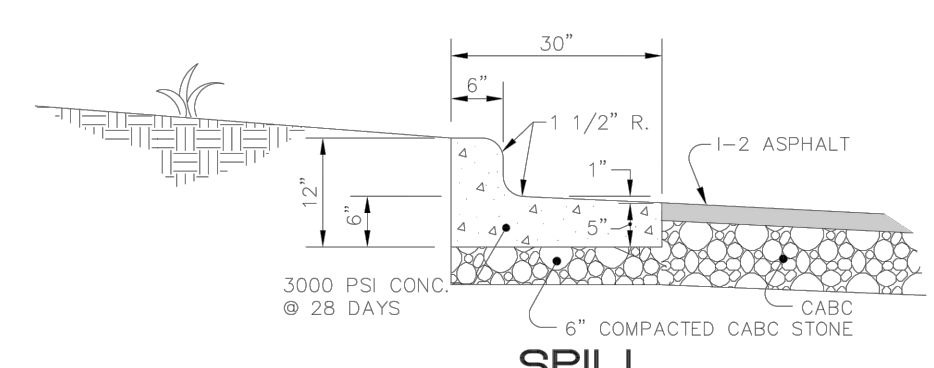
30° VALLEY - STANDARD



30° VALLEY - SPILL



STANDARD



SPILL

- NOTES:
1. SCORE CURB / VALLEY GUTTER AT 15' O.C.
 2. PROVIDE 1/2" EXPANSION JOINTS AT 90' O.C.
 3. FOR TRANSITION OF CURB TO CURB OPENING INLET, SEE STANDARD DETAIL 33.

TOWN OF ZEBULON

STD. CURB & GUTTER & VALLEY GUTTER DETAIL

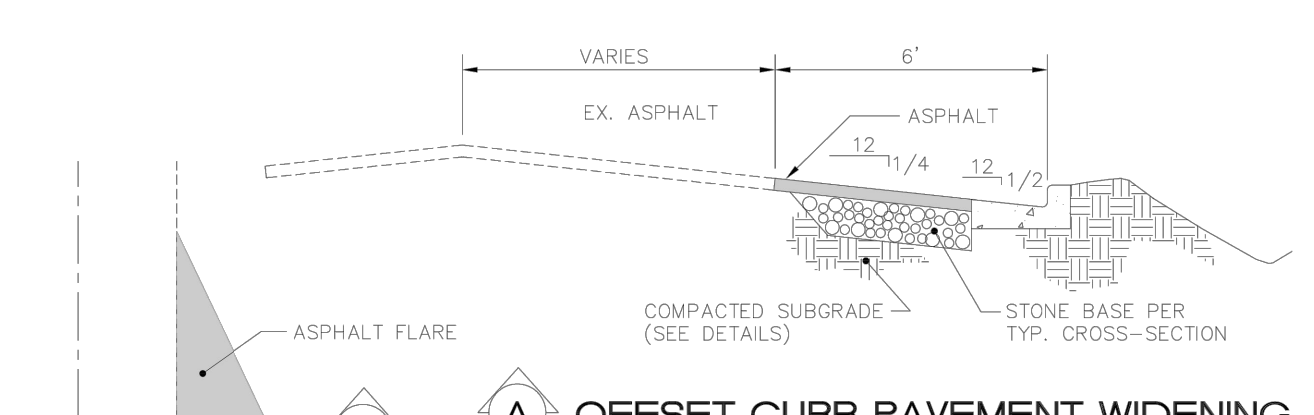
SCALE: NOT TO SCALE

DATE: JULY 2010

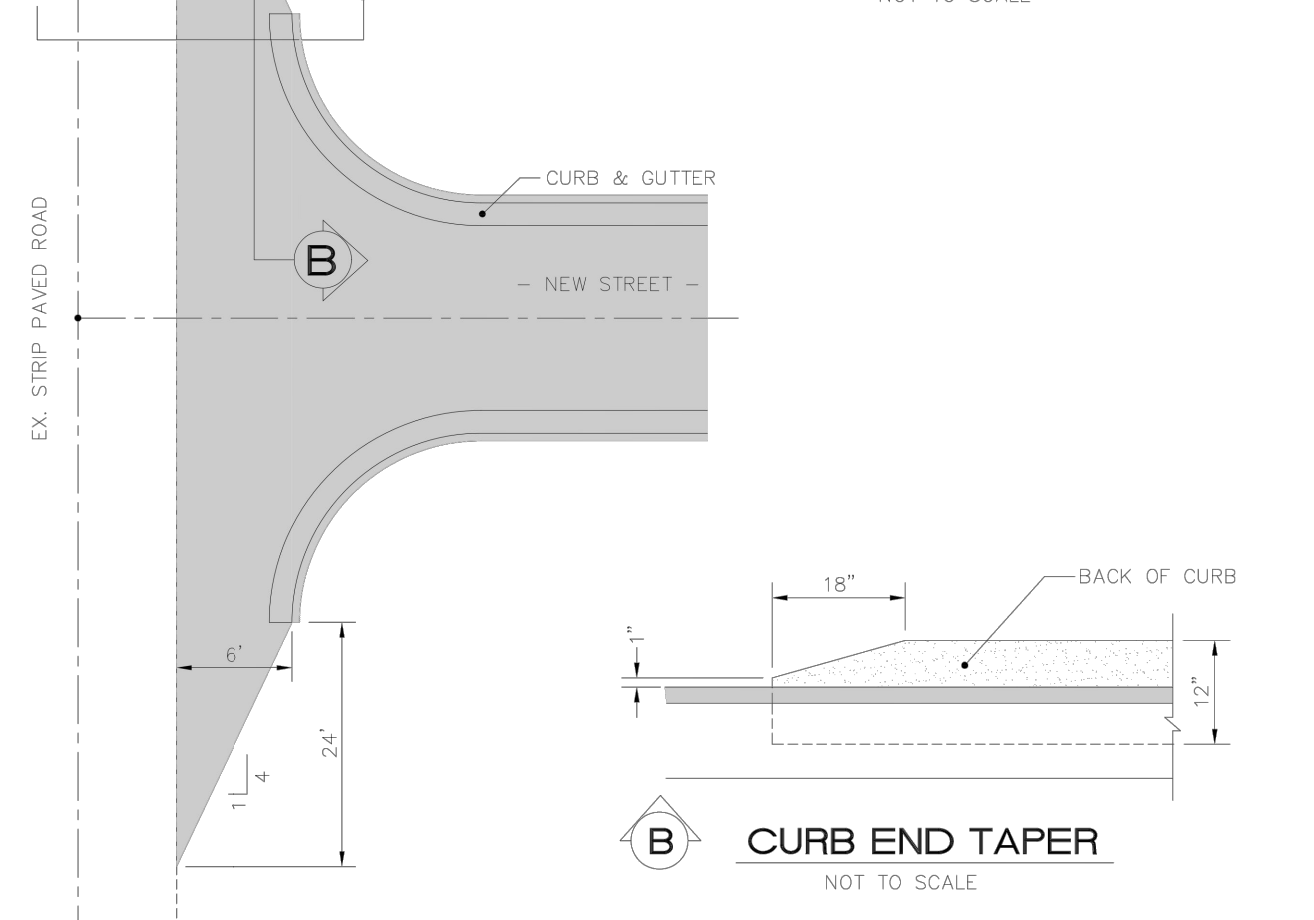
DETAIL # 3

SHEET # 1 OF 1

USE WITH STANDARD SPECIFICATIONS ONLY



OFFSET CURB PAVEMENT WIDENING



CURB END TAPER

TOWN OF ZEBULON

TERMINAL END OF CURB at SHOULDER SECTIONS

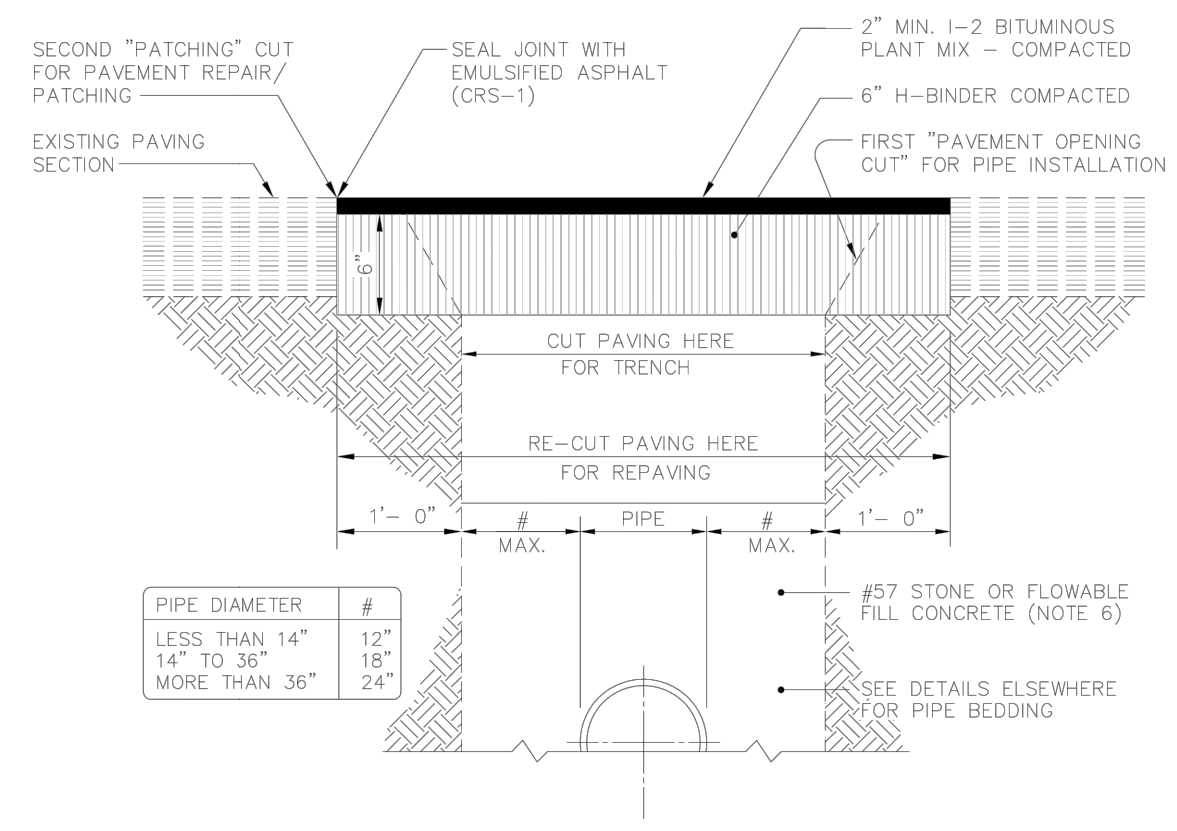
SCALE: NOT TO SCALE

DATE: JULY 2010

DETAIL # 4

SHEET # 1 OF 1

USE WITH STANDARD SPECIFICATIONS ONLY



SECTIONAL VIEW

- NOTES:
1. PAVEMENT REPAIRS SHALL HAVE 6" COMPACTED H-BINDER AND 2" TOPPING OF SF9.5B.
 2. TRENCH IS TO BE BACK FILLED IN 6" LIFTS AND COMPACTED TO 98% STANDARD DENSITY AS DETERMINED BY AASHTO TEST METHOD T-99 OR ASTM D-698 BEFORE PAVEMENT REPAIRS ARE MADE.
 3. COMPACTION TEST MAY BE REQUIRED AT REQUEST OF INSPECTOR.
 4. ALL EXISTING PAVED STREETS AND SECONDARY ROADS WHICH ARE OPEN CUT TO INSTALL SEWER OR WATER PIPE, MUST BE REPAIRED ACCORDING TO THIS DETAIL.
 5. CABG BACKFILL IS NOT ALLOWED IN ANY PART OF TRENCH WITHIN PAVEMENT.
 6. FIBER OPTIC & GAS: #57 STONE OR FLOWABLE FILL CONCRETE (MINIMUM 50 PSI) BUT MIN. 6" COMPACTED CLASS II OR III (DEFINITION IN SECTION 02210 - PARAGRAPH 3B OF SPECS) FILL OVER TOP OF FIBER OPTIC CABLE OR GAS PIPE.

TOWN OF ZEBULON

FULL DEPTH ASPHALT REPAIR DETAIL FOR UTILITY CUTS

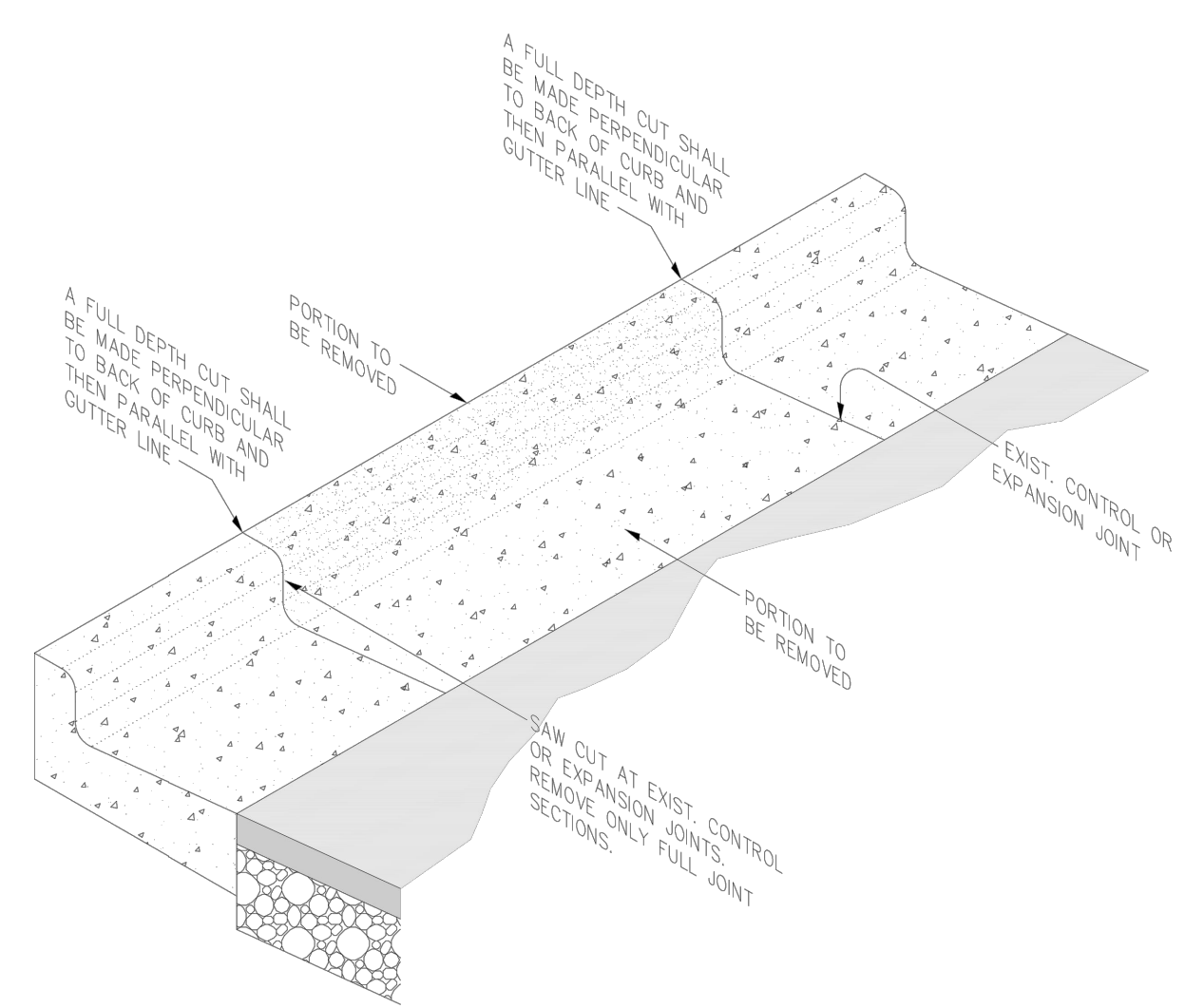
SCALE: NOT TO SCALE

DATE: JULY 2010

DETAIL # 6

SHEET # 1 OF 1

USE WITH STANDARD SPECIFICATIONS ONLY



PERSPECTIVE

- NOTES:
1. CARE SHOULD BE EXERCISED WHEN REMOVING CONCRETE CURB NOT TO DAMAGE EXISTING CURB TO REMAIN.
 2. DAMAGE TO EXISTING CURB TO REMAIN WILL REQUIRE REMOVAL OF ENTIRE SECTION OF CURB.
 3. SEE INSTALLATION REQUIREMENTS ON SHEET 2 OF 2.

TOWN OF ZEBULON

STREET CURB CUT FOR DRIVEWAYS ON C&G STREETS

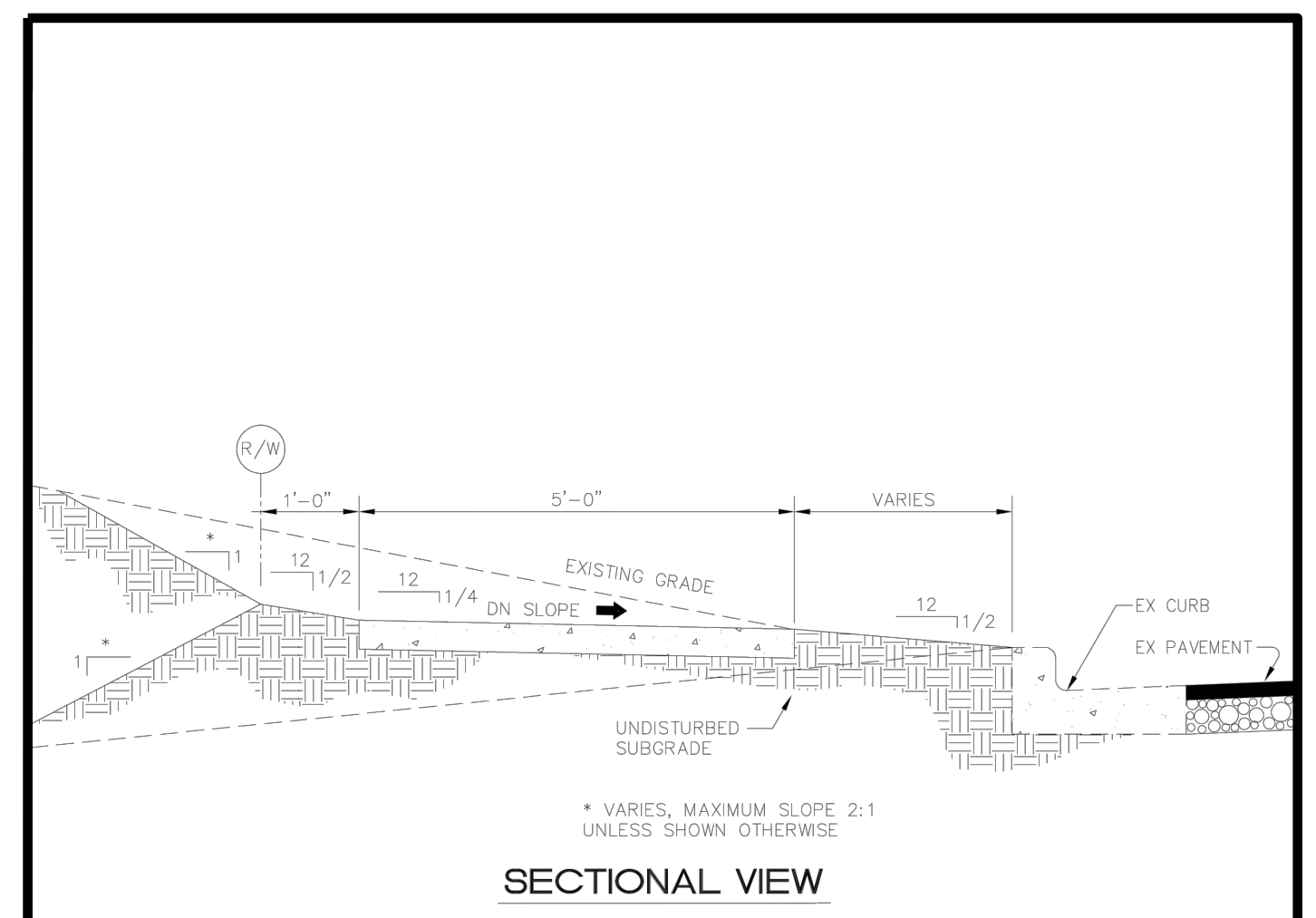
SCALE: NOT TO SCALE

DATE: JULY 2010

DETAIL # 8

SHEET # 1 OF 2

USE WITH STANDARD SPECIFICATIONS ONLY



SECTIONAL VIEW

1. PROVIDE 3/4" DEEP TOOLED SCORE AT 5'-0" O.C.
2. EXPANSION JOINTS TO BE PLACED 30'-0" O.C. LONGITUDINALLY, ADJACENT TO CURBS, AND WHEN BUTTING EXISTING STRUCTURES, CONCRETE, OR BUILDINGS.
3. CONCRETE TO BE 3000 P.S.I. AT 28 DAYS, AIR-ENTRAINED.
4. SUBGRADE SHOULD NOT CONTAIN ORGANIC MATTER OR PLASTIC CLAYS. WHEN FOUND, REFER TO SPECS OR CONTACT ENGINEER FOR DIRECTIONS.
5. AREAS OF FILL ARE TO BE COMPACTED TO 95% STANDARD PROCTOR USING NCDOT CLASS III BORROW OR BETTER. REMOVE TOPSOIL BEFORE PLACING BORROW.
6. SIDEWALK TRANSVERSE SLOPE MAY INCREASE TO 1/2 IN 12 WITH TOWN'S ENGINEER APPROVAL.

TOWN OF ZEBULON

TYP SIDEWALK in CUT or FILL SECTIONS

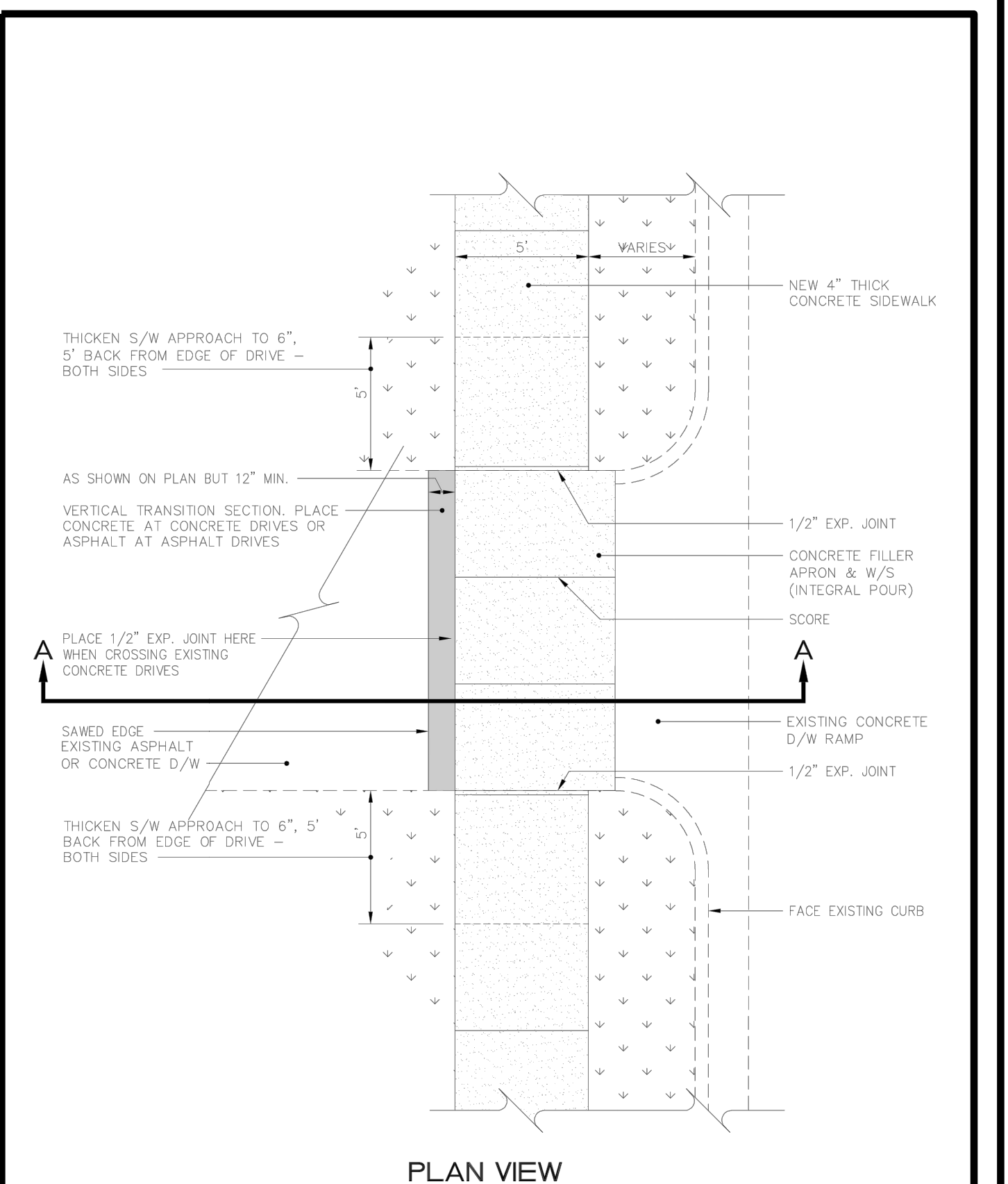
SCALE: NOT TO SCALE

DATE: JULY 2010

DETAIL # 13

SHEET # 1 OF 1

USE WITH STANDARD SPECIFICATIONS ONLY



PLAN VIEW

TOWN OF ZEBULON

SIDEWALK DETAIL X-ING EX. DRIVEWAYS

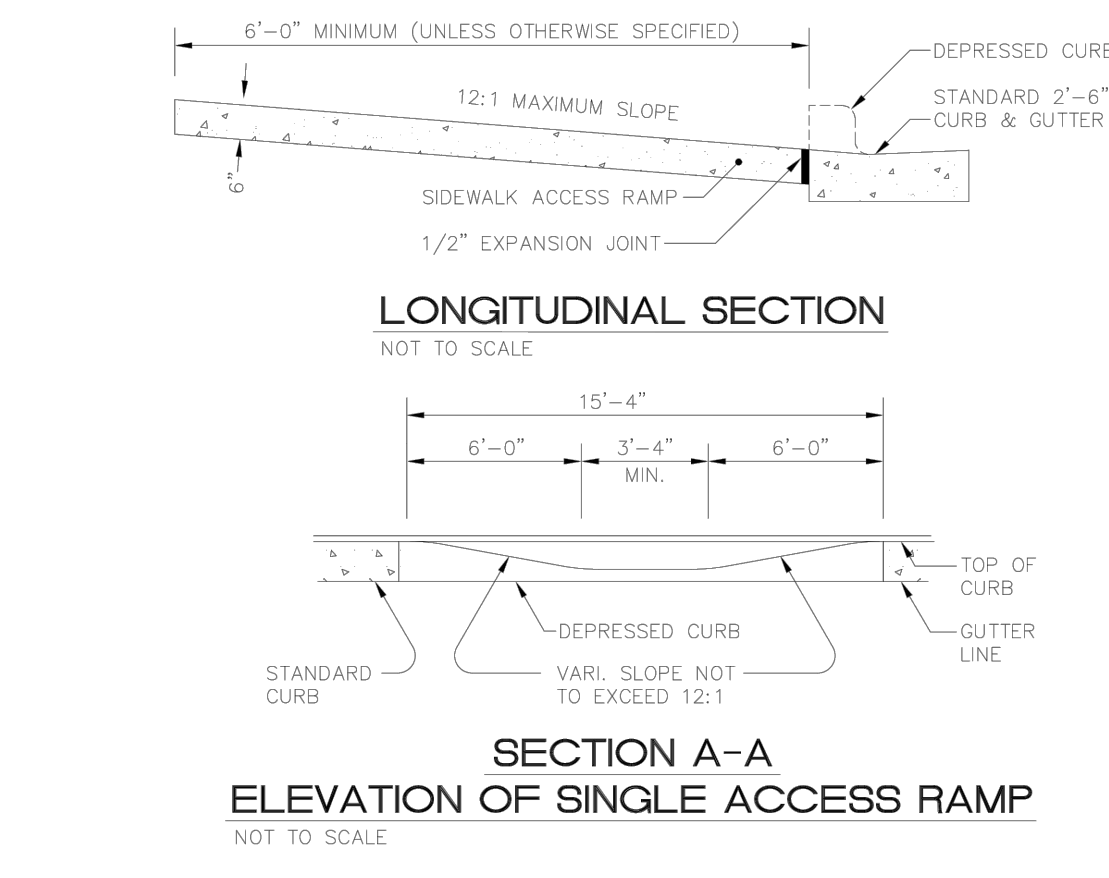
SCALE: NOT TO SCALE

DATE: JULY 2010

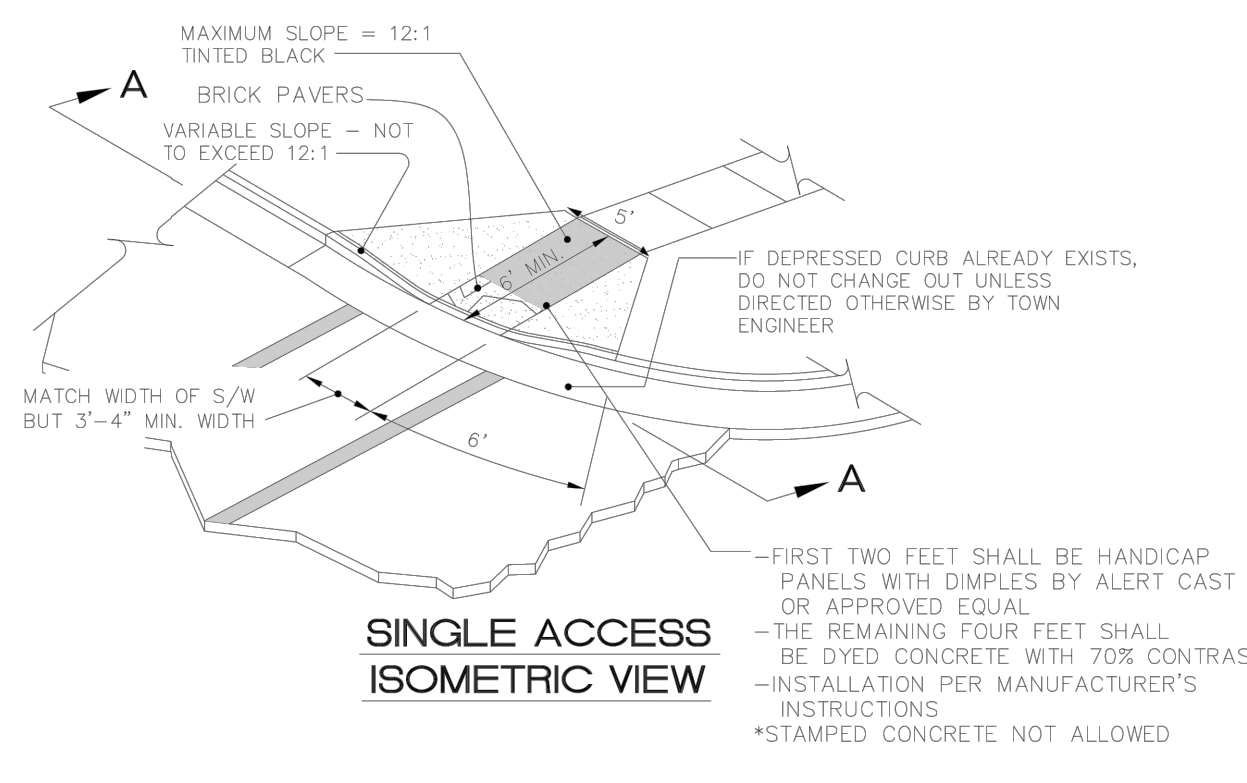
DETAIL # 14

SHEET # 1 OF 1

USE WITH STANDARD SPECIFICATIONS ONLY



SECTION A-A ELEVATION OF SINGLE ACCESS RAMP



SINGLE ACCESS ISOMETRIC VIEW

TOWN OF ZEBULON

SINGLE HANDICAP RAMP DETAIL

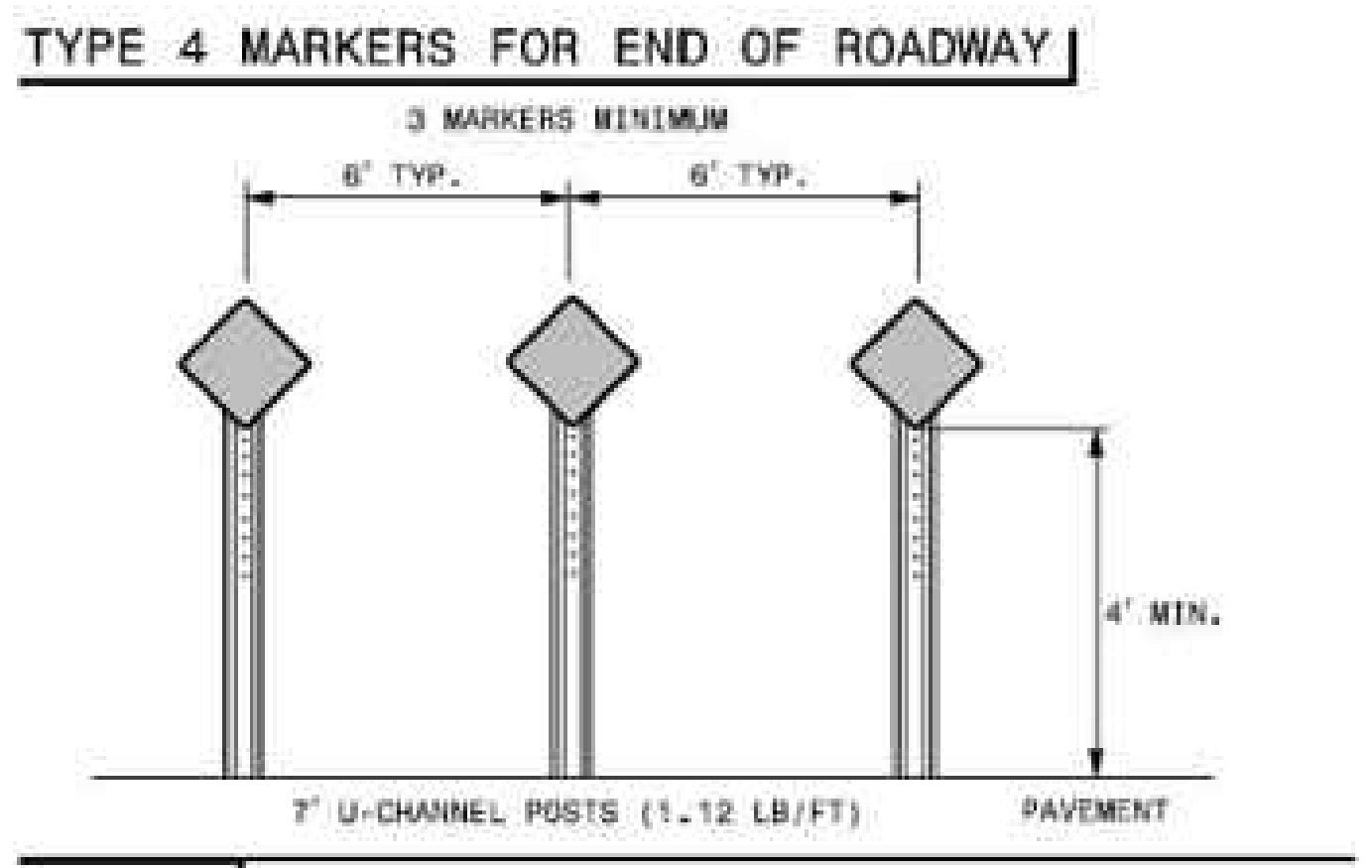
SCALE: NOT TO SCALE

DATE: JULY 2010

DETAIL # 20

SHEET # 1 OF 1

USE WITH STANDARD SPECIFICATIONS ONLY



PRIVATE STREET LEGACY CREST CT 100

PRIVATE STREET APOTHECARY DR 1000

PRIVATE STREET SHANNON DR 100

PRIVATE STREET E NORTH ST 500

NO.	REVISIONS	DATE	BY
1	TRC REVIEW RESPONSES	09-30-2021	
2	TRC REVIEW RESPONSES	12-23-2021	

STRONGROCK

ENGINEERING GROUP

STRONG ROCK ENGINEERING GROUP, PLLC / COMPANY LICENSE # P-2166

8801 FALLS OF NEUSE RD. SUITE 108 RALEIGH, NC 27615 | JOSH@STRONGROCKENGINEERING.COM

STRONG ROCK PROJECT	NOT FOR CONSTRUCTION SCALE	AS SHOWN	DESIGNED BY	DRWN BY	CHECKED BY

TRUE-ZEBULON-ARENDELL

TOWN OF ZEBULON, WAKE COUNTY, NORTH CAROLINA

CONSTRUCTION PLANS

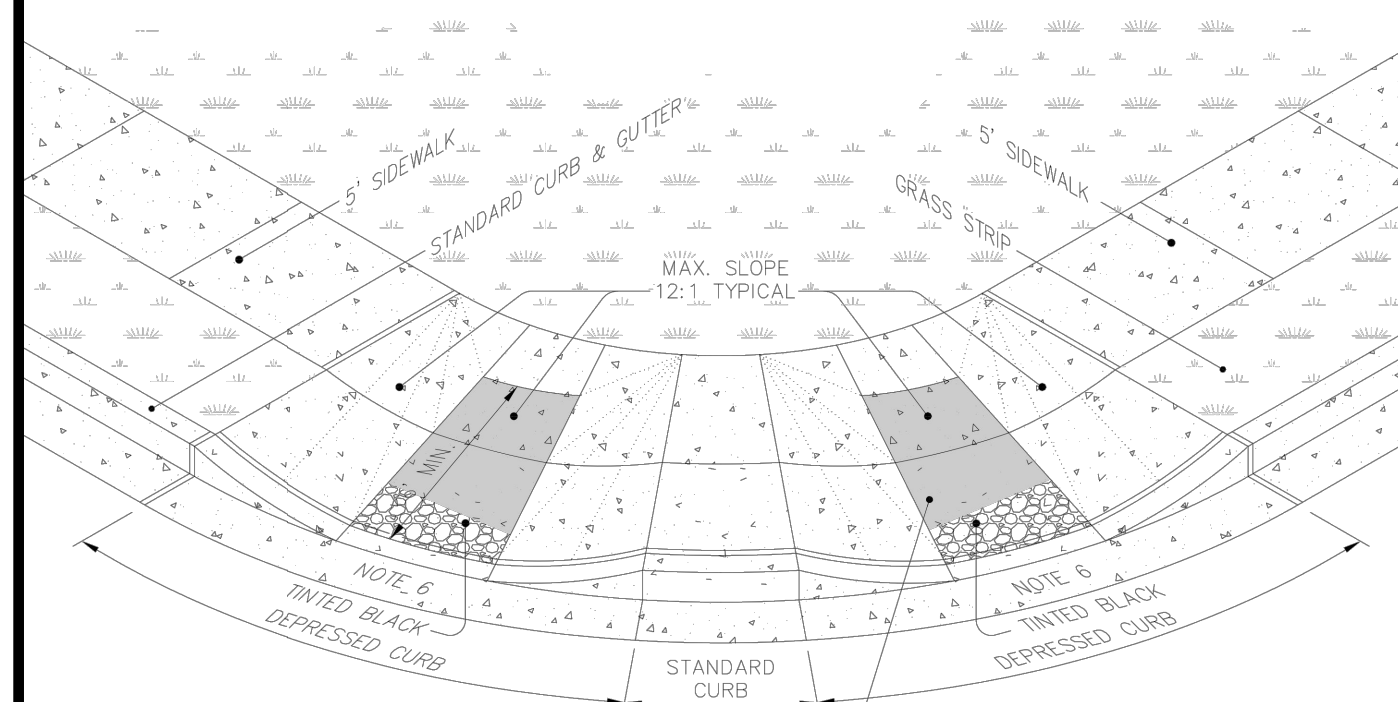
SITE DETAILS

DRAWING SHEET

D-2.2

NOTES:

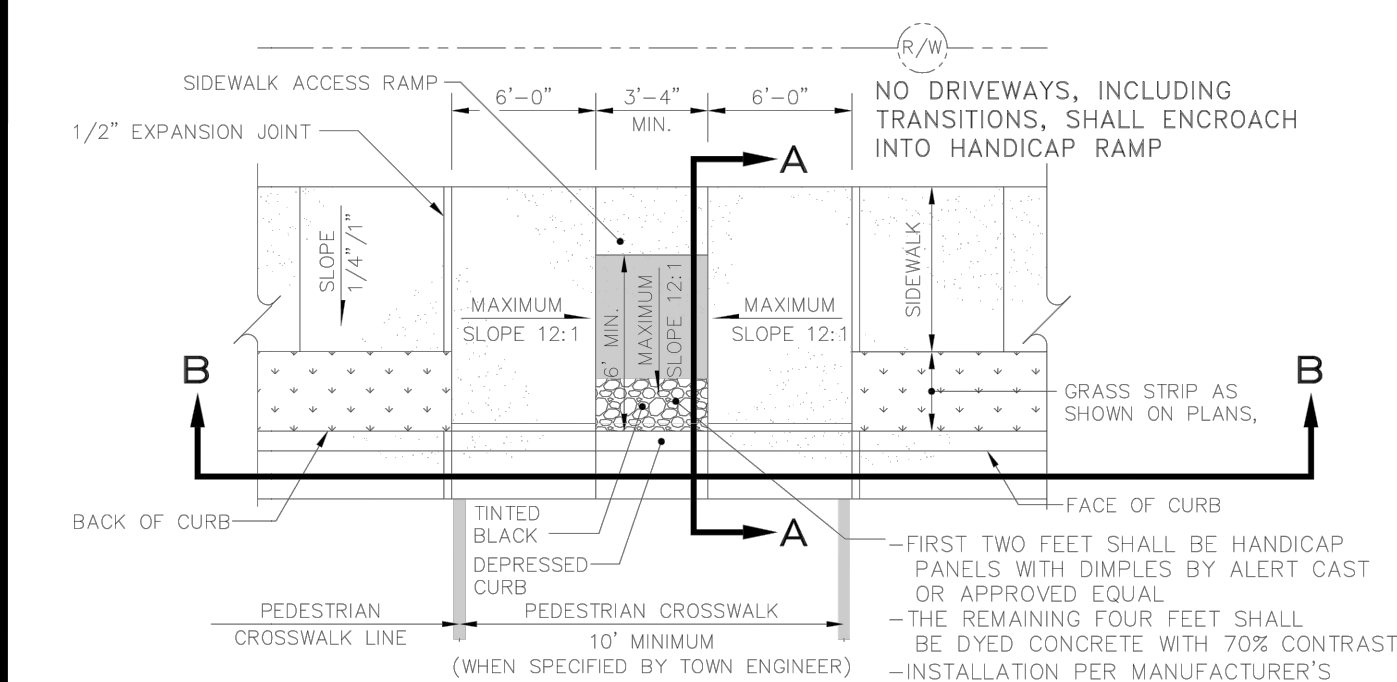
1. WHEELCHAIR RAMPS SHALL BE PROVIDED AT LOCATIONS AS SHOWN ON THESE PLANS OR AS DIRECTED BY THE ENGINEER. WHEELCHAIR RAMPS SHALL BE LOCATED AS INDICATED IN THESE DETAILS; HOWEVER, THE LOCATION MAY BE ADJUSTED AS DIRECTED BY THE ENGINEER WHERE EXISTING LIGHT POLES, FIRE HYDRANTS, DROP INLETS, ETC. AFFECT PLACEMENT. AT THESE LOCATIONS, NOT LESS THAN 2 FEET OF FULL HEIGHT CURB SHALL BE PLACED BETWEEN ADJACENT RAMPS.
2. NO SLOPE ON THE WHEELCHAIR RAMP SHALL EXCEED 1" / 12" (12:1) IN RELATIONSHIP TO THE GRADE OF THE STREET.
3. IN NO CASE SHALL THE WIDTH OF THE WHEELCHAIR RAMP BE LESS THAN 40" (3'-4") HOWEVER, WIDTH MAY EXCEED 40".
4. USE AIR ENTRAINED 3000 PSI CONCRETE WITH A SIDEWALK FINISH IN ORDER TO OBTAIN A ROUGH NON-SKID TYPE SURFACE.
5. A 1/2" EXPANSION JOINT WILL BE REQUIRED WHERE CONCRETE WHEELCHAIR RAMP JOINS THE CURB AND AS SHOWN ON STANDARD DRAWINGS.
6. CURB DEPRESSION MUST GO IN WHETHER OR NOT SIDEWALK IS PLACED.



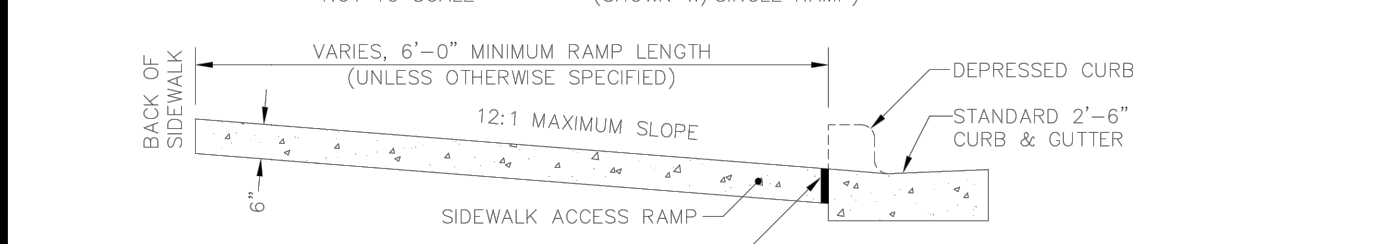
**STANDARD ADA WHEELCHAIR
SIDEWALK ACCESS AT CURB RETURNS**

PERSPECTIVE

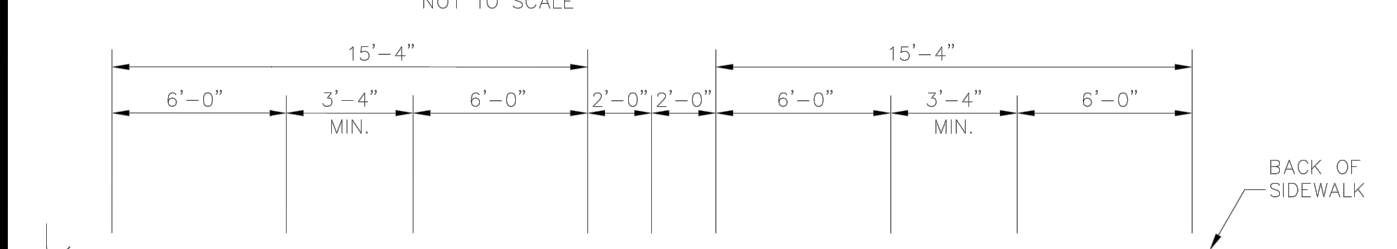
TOWN OF ZEBULON
DOUBLE HANDICAP RAMP DETAIL
SCALE: NOT TO SCALE
DATE: JULY 2010
SHEET # 1 OF 2
DETAIL # 21



**SECTION A-A
SIDEWALK ACCESS RAMP**



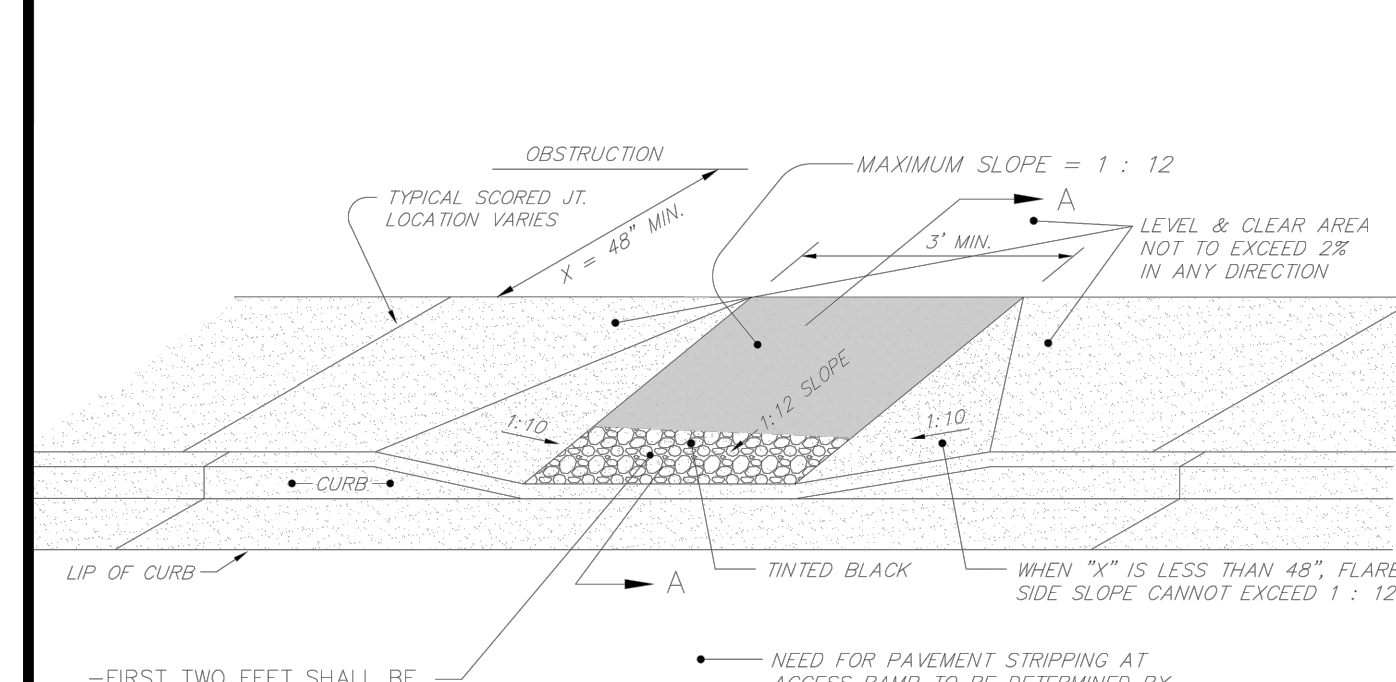
**SECTION B-B
PUBLIC STREET TIE-IN**



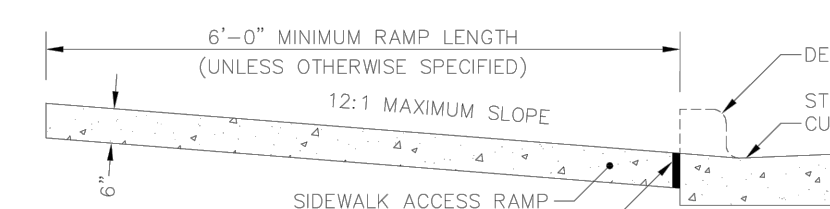
**SECTION A-A
IN-WALK HANDICAP RAMP**

* THIS DETAIL APPLICABLE FOR PARALLEL PARKING IN MUNICIPAL APPLICATIONS ONLY

TOWN OF ZEBULON
DOUBLE HANDICAP RAMP DETAIL
SCALE: NOT TO SCALE
DATE: JULY 2010
SHEET # 2 OF 2
DETAIL # 21



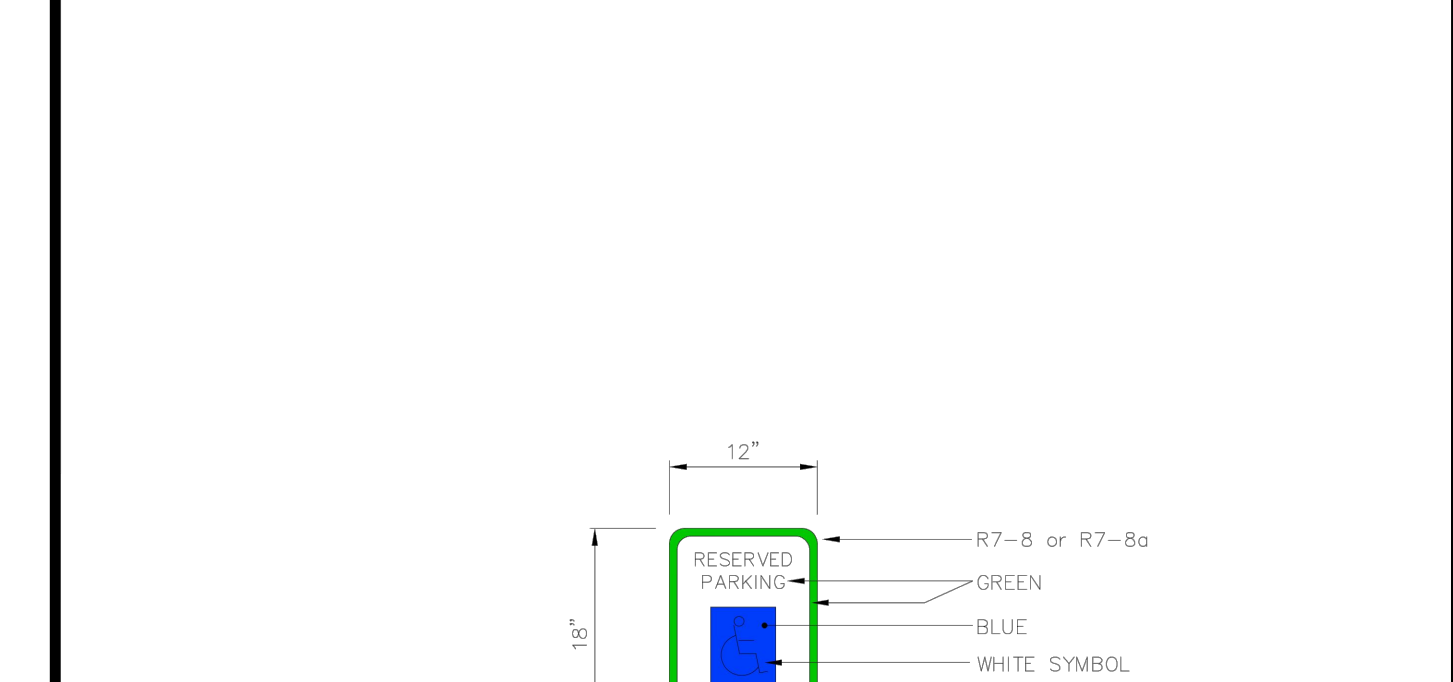
PERSPECTIVE



**SECTION A-A
IN-WALK HANDICAP RAMP**

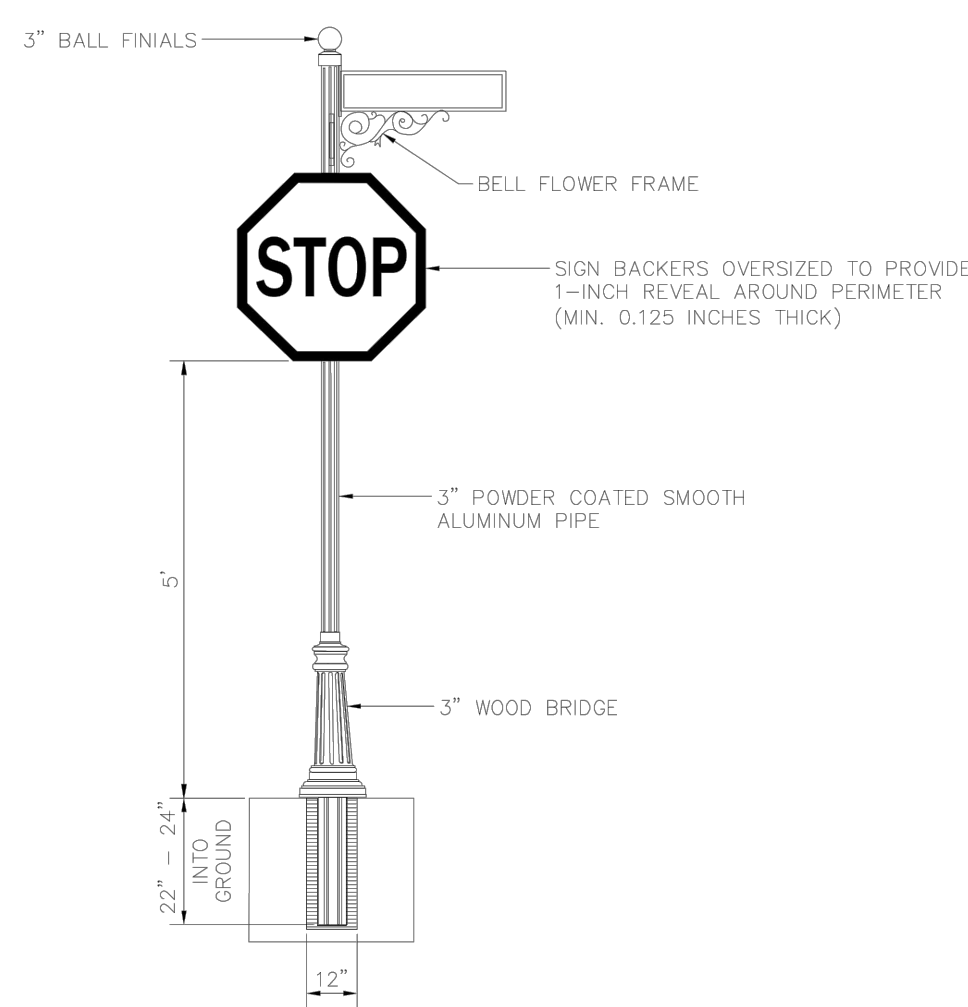
* THIS DETAIL APPLICABLE FOR PARALLEL PARKING IN MUNICIPAL APPLICATIONS ONLY

TOWN OF ZEBULON
HANDICAP PARKING STALL DETAIL *
SCALE: NOT TO SCALE
DATE: JULY 2010
SHEET # 1 OF 1
DETAIL # 22



ELEVATIONAL VIEW

TOWN OF ZEBULON
R7-8 HANDICAP SIGN DETAIL
SCALE: NOT TO SCALE
DATE: JULY 2010
SHEET # 1 OF 1
DETAIL # 23

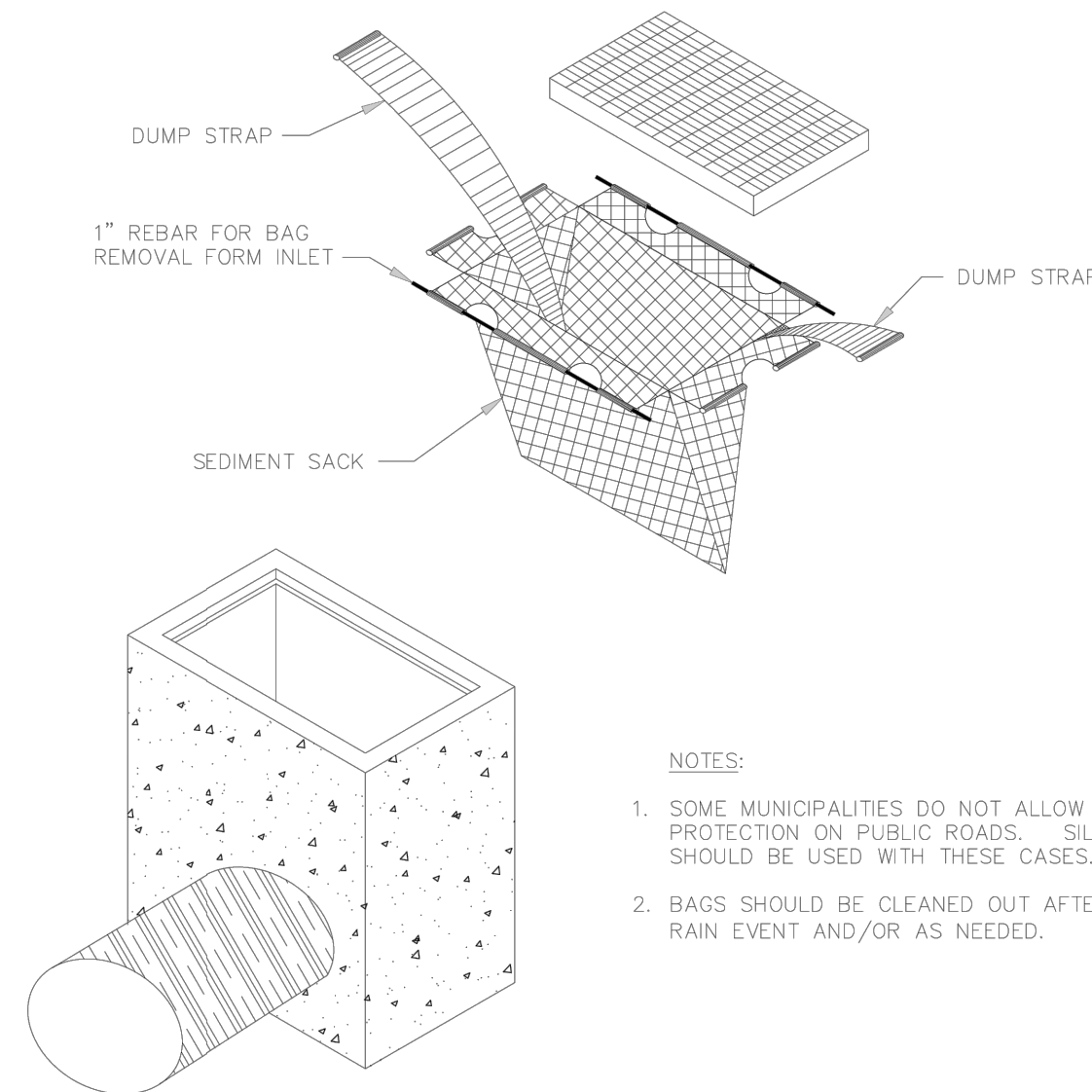


ELEVATIONAL VIEW

NOTES:


1. SIGNS WILL BE CONSTRUCTED FROM QUALITY ALUMINUM AND POWDER COATED WITH GLOSS BLACK POLYESTER TWO COAT PROCESS.
2. ALL FASTENERS WILL BE STAINLESS STEEL.
3. STOP SIGNS WILL HAVE A 1/4" BLACK ALUMINUM BACKER.
4. ALL STREET BLADES WILL BE FRAMED IN WITH ALUMINUM CASING.
5. ALL REFLECTIVE SIGNS SHALL BE MADE OF HIGH INTENSITY GRADE REFLECTIVE SHEETING.
6. DEVELOPER SHALL BE RESPONSIBLE FOR FURNISHING AND ERECTING ALL STREET NAME AND REGULATORY SIGNS.

TOWN OF ZEBULON
PREMIUM SIGN INSTALLATION DETAIL
SCALE: NOT TO SCALE
DATE: JULY 2010
SHEET # 1 OF 1
DETAIL # 31



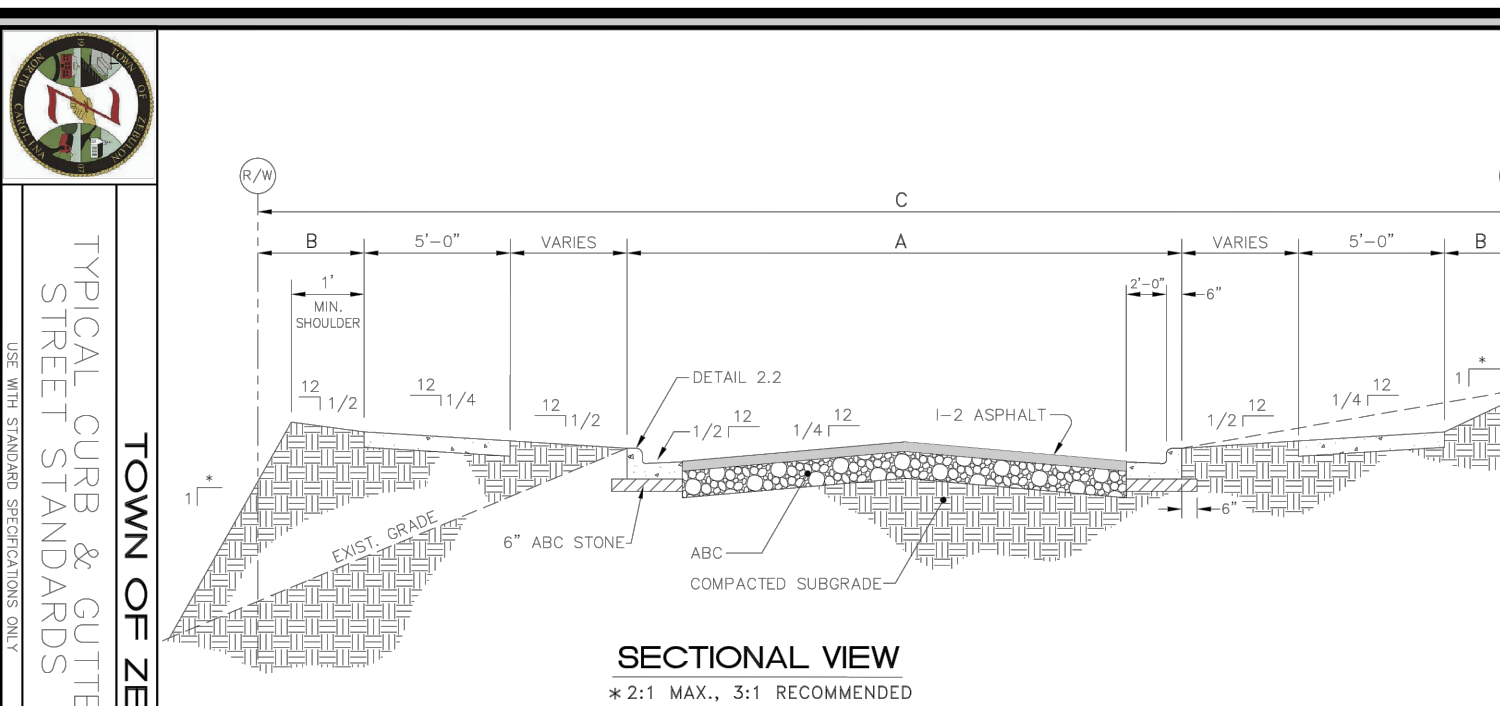
NOTES:

1. SOME MUNICIPALITIES DO NOT ALLOW GUTTER PROTECTION ON PUBLIC ROADS. SILT BAGS SHOULD BE USED WITH THESE CASES.
2. BAGS SHOULD BE CLEANED OUT AFTER EVERY RAIN EVENT AND/OR AS NEEDED.



INSTALLATION DETAIL

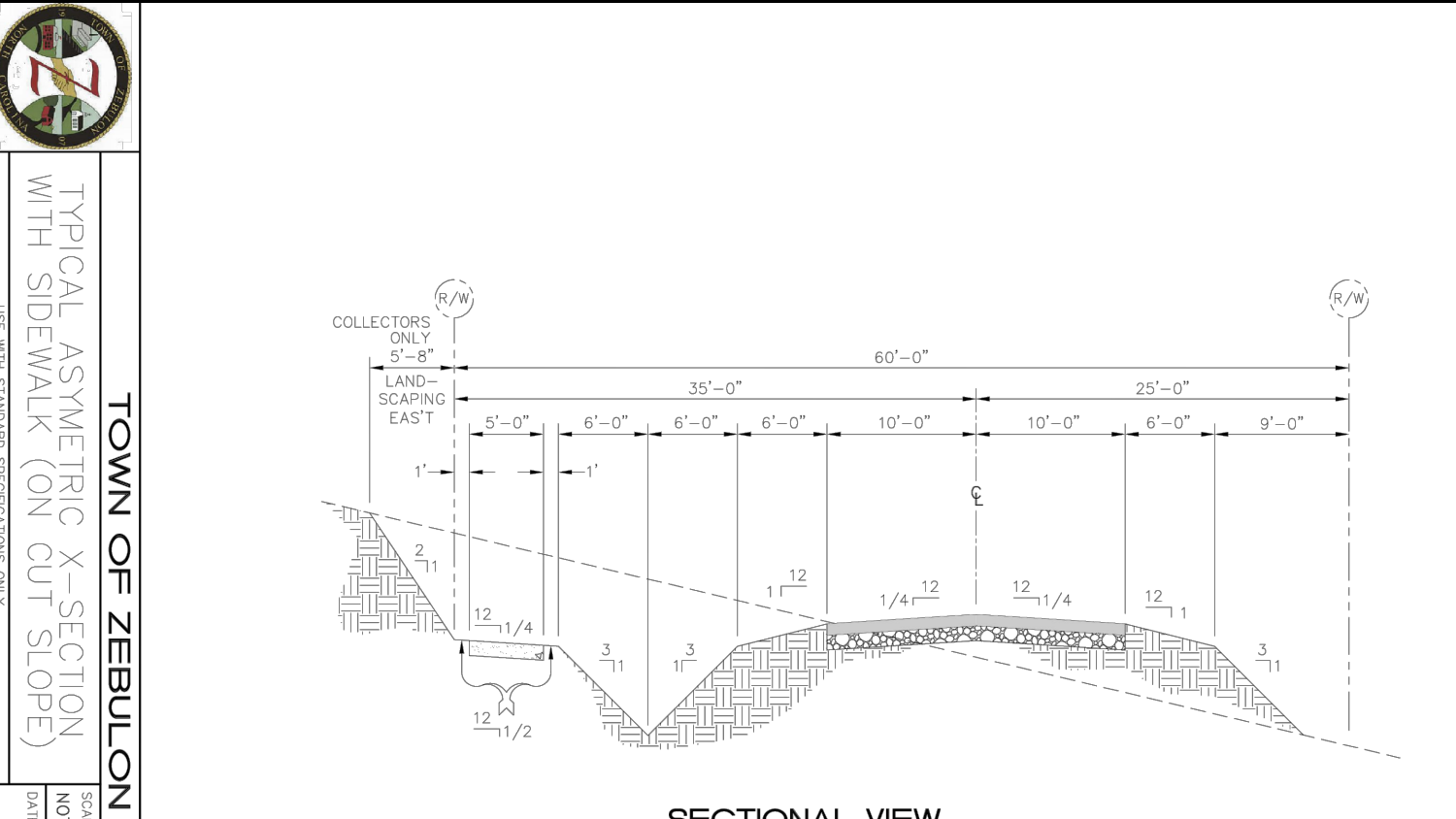
TOWN OF ZEBULON
CATCH BASIN - SEDIMENT CONTROL DEVICES
SCALE: NOT TO SCALE
DATE: JULY 2010
SHEET # 1 OF 1
DETAIL # 50



SECTIONAL VIEW

* 2:1 MAX., 3:1 RECOMMENDED

CLASSIFICATION	GEOMETRIC PROPERTIES		
	BAC TO BAC (C)	BAC TO PAVEMENT (C)	PAVEMENT SECTION (C)
OIL-DE-SAC	26"	N/A	3"
LOCAL STREET	26"	1" FROM P.P.	3"
RESIDENTIAL COLLECTOR	35"	1" FROM P.P.	4"
THROUGHFARE	SEE THOROUGHFARE PLAN	VARIES	SEE NCDOT STANDARDS

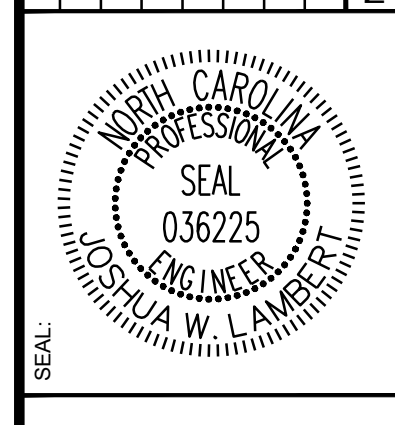


SECTIONAL VIEW

▲ APPLIES TO STREET WHERE SIDE WALK IS REQUIRED

TOWN OF ZEBULON
TYPICAL ASTM FRIC X-SECTION WITH SIDEWALK (ON CUT SLOPE)
SCALE: NOT TO SCALE
DATE: JULY 2010
SHEET # 1 OF 1
DETAIL # 2

NO.	REVISIONS	DATE
1	TRC REVIEW RESPONSES	09-30-2021
2	TRC REVIEW RESPONSES	12-23-2021



STRONGROCK ENGINEERING GROUP
STRONG ROCK ENGINEERING GROUP, PLLC | COMPANY LICENSE # P-2166
6801 FALLS OF NEUSE RD. SUITE 108 RALEIGH, NC 27615 | JOSH@STRONGROCKENGINEERING.COM


STRONG ROCK PROJECT	NOT FOR CONSTRUCTION SCALE	AS SHOWN	DESIGNED BY	DRWN BY	CHECKED BY
			RLB	SRG	JWL

TRUE-ZEBULON-ARENDELL
TOWN OF ZEBULON, WAKE COUNTY, NORTH CAROLINA
CONSTRUCTION PLANS
SITE DETAILS


DRAWING SHEET

D-2.3

15 OF 16



Outdoor Lighting
Mitchell LED
(with ribs, bands and medallions)



Part of the Masterpiece Series, the energy-efficient Mitchell LED with ribs, bands and medallions enhances the character and prestige of streetscapes and parking lots, as well as pedestrian areas and greenways. This fixture provides safety and security in commercial settings and will complement any neighborhood with its classic, elegant design.

LED <i>(light-emitting diode)</i>	50 watts
Mounting height	12'
Color	Black
Poles	Colonial concrete Victorian concrete Washington concrete
Applications	Neighborhoods Parks Shopping centers Streets

For additional information, visit us at duke-energy.com/OutdoorLighting or call us toll-free at 866.769.6417.



Outdoor Lighting
Mitchell LED *(with ribs, bands and medallions)*

Light source: LED *(white)*
Wattage: 50
Lumens: 5,480

Light pattern: IESNA Type III *(oval)*
IESNA cutoff classification: Non-cutoff
Color temperature: 4,000K



light distribution pattern

Pole available:		
Name	Mounting height	Color
Colonial concrete	12'	Black
Victorian concrete		Black, Gray-green
Washington concrete		Black, Gray

Features	Benefits
Little or no installation cost	Frees up capital for other projects
Design services by lighting professionals included	Meets industry standards and lighting ordinances
Maintenance included	Eliminates high and unexpected repair bills
Electricity included	Less expensive than metered service
Warranty included	Worry-free
One low monthly cost on your electric bill	Convenience and savings for you
Turnkey operation	Provides hassle-free installation and service
Backed by over 40 years of experience	A name you can trust today ... and tomorrow

©2016 Duke Energy Corporation 162867 10/16

1	TRC REVIEW RESPONSES	09-30-2021	BY
2	TRC REVIEW RESPONSES	12-23-2021	DATE
No.	REVISIONS		



STRONGROCK
ENGINEERING GROUP

STRONG ROCK ENGINEERING GROUP, PLLC / COMPANY LICENSE # P-2166
6801 FALLS OF NEUSE RD. SUITE 108 RALEIGH, NC 27615 | JOSH@STRONGROCKENGINEERING.COM

STRONG ROCK PROJECT	NOT FOR CONSTRUCTION	SCALE AS SHOWN	DESIGNED BY RLB	DRAWN BY SRG	CHECKED BY JWL
---------------------	----------------------	----------------	-----------------	--------------	----------------

TRUE- ZEBULON-ARENDELL
TOWN OF ZEBULON, WAKE COUNTY, NORTH CAROLINA
CONSTRUCTION PLANS
LIGHTING DETAILS

DRAWING SHEET
D-2.4